



A Market Leader in
Security, Cash Logistics
& Facility Management



TECH SIS LIMITED
(Formerly known as SIS Electronic Security Systems Limited)
CIN: U75300BR2010PLC015484
FINANCIAL STATEMENTS
FY 2025-26

Independent Auditors' Report

To the Members of TECH SIS LIMITED

Report on the Audit of the Financial Statements

Opinion

We have audited the accompanying financial statements of **TECH SIS LIMITED** ("the Company"), which comprise the Balance Sheet as at March 31, 2026, Statement of Profit and Loss (including Other Comprehensive Income), Statement of Changes in Equity and Statement of Cash Flows for the year ended on that date, and notes to the financial statements, including a summary of the significant accounting policies and other explanatory information (hereinafter referred to as "financial statements").

In our opinion and to the best of our information and according to the explanations given to us, the aforesaid financial statements give the information required by the Companies Act, 2013 ("the Act") in the manner so required and give a true and fair view in conformity with the Indian Accounting Standards prescribed under section 133 of the Act read with the Companies (Indian Accounting Standards) Rules, 2015, as amended, ("Ind AS") and other accounting principles generally accepted in India, of the state of affairs of the Company as at March 31, 2026, its profit, total comprehensive income, changes in equity and its cash flows for the year ended on that date.

Basis for Opinion

We conducted our audit of the financial statements in accordance with the Standards on Auditing (SAs) specified under section 143(10) of the Act. Our responsibilities under those Standards are further described in the Auditor's Responsibilities for the Audit of the Financial Statements section of our report. We are independent of the Company in accordance with the Code of Ethics issued by the Institute of Chartered Accountants of India (ICAI) together with the independence requirements that are relevant to our audit of the financial statements under the provisions of the Act and the Rules there under, and we have fulfilled our other ethical responsibilities in accordance with these requirements and the Code of Ethics. We believe that the audit evidence we have obtained is sufficient and appropriate to provide a basis for our audit opinion on the financial statements.

Material Uncertainty Related to Going Concern

We draw attention to Note 37 to the financial statements, which indicates that the Company has incurred net cash losses during the year ended March 31, 2026 and in the immediately preceding financial year, and that its current liabilities exceed its current assets as at the balance sheet date. These conditions indicate that a material uncertainty exists that may cast significant doubt on the Company's ability to continue as a going concern.

As stated in Note 37, the Company's business is supported by a strong order pipeline to be executed over the next twelve months and continued financial and operational support from its holding company, including contract support, financing support and guarantees. Based on these factors, management has concluded that the Company will be able to meet its obligations as they fall due over the next twelve months and has accordingly prepared the financial statements on a going-concern basis.

Our opinion is not modified in respect of this matter.



Other Information

The Company's management and Board of Directors are responsible for the other information. The other information comprises the information included in the Director's report but does not include the financial statements and our auditors' report thereon. Our opinion on the financial statements does not cover the other information and we do not express any form of assurance conclusion thereon.

In connection with our audit of the financial statements, our responsibility is to read the other information and, in doing so, consider whether the other information is materially inconsistent with the financial statements, or our knowledge obtained in the audit or otherwise appears to be materially misstated. If, based on the work we have performed, we conclude that there is a material misstatement of this other information, we are required to report that fact. We have nothing to report in this regard.

Management's Responsibility for the Financial Statements

The Company's management and Board of Directors are responsible for the matters stated in section 134(5) of the Act with respect to the preparation of these financial statements that give a true and fair view of the state of affairs, profits, total comprehensive income, changes in equity and cash flows of the Company in accordance with the Ind AS and other accounting principles generally accepted in India. This responsibility also includes maintenance of adequate accounting records in accordance with the provisions of the Act for safeguarding the assets of the Company and for preventing and detecting frauds and other irregularities; selection and application of appropriate accounting policies; making judgments and estimates that are reasonable and prudent; and design, implementation and maintenance of adequate internal financial controls, that were operating effectively for ensuring the accuracy and completeness of the accounting records, relevant to the preparation and presentation of the financial statements that give a true and fair view and are free from material misstatement, whether due to fraud or error.

In preparing the financial statements, management and Board of Directors are responsible for assessing the Company's ability to continue as a going concern, disclosing, as applicable, matters related to going concern and using the going concern basis of accounting unless management either intends to liquidate the Company or to cease operations, or has no realistic alternative but to do so.

The Board of Directors is also responsible for overseeing the Company's financial reporting process.

Auditor's Responsibilities for the Audit of the Financial Statements

Our objectives are to obtain reasonable assurance about whether the financial statements as a whole are free from material misstatement, whether due to fraud or error, and to issue an auditor's report that includes our opinion. Reasonable assurance is a high level of assurance but is not a guarantee that an audit conducted in accordance with SAs will always detect a material misstatement when it exists. Misstatements can arise from fraud or error and are considered material if, individually or in the aggregate, they could reasonably be expected to influence the economic decisions of users taken on the basis of these financial statements.

As part of an audit in accordance with SAs, we exercise professional judgment and maintain professional skepticism throughout the audit. We also:

- Identify and assess the risks of material misstatement of the financial statements, whether due to fraud or error, design and perform audit procedures responsive to those risks, and obtain audit evidence that is sufficient and appropriate to provide a basis for our opinion. The risk of not detecting a material misstatement resulting from fraud is higher than for one resulting from error, as fraud may involve collusion, forgery, intentional omissions, misrepresentations, or the override of internal control.
- Obtain an understanding of internal financial controls relevant to the audit in order to design audit procedures that are appropriate in the circumstances but not for the purpose of expressing an opinion on whether the Company has adequate internal financial controls with reference to financial statements in place and the operating effectiveness of such controls.
- Evaluate the appropriateness of accounting policies used and the reasonableness of accounting estimates and related disclosures made by management.



- Conclude on the appropriateness of management's use of the going concern basis of accounting and, based on the audit evidence obtained, whether a material uncertainty exists related to events or conditions that may cast significant doubt on the Company's ability to continue as a going concern. If we conclude that a material uncertainty exists, we are required to draw attention in our auditor's report to the related disclosures in the financial statements or, if such disclosures are inadequate, to modify our opinion. Our conclusions are based on the audit evidence obtained up to the date of our auditor's report. However, future events or conditions may cause the Company to cease to continue as a going concern.
- Evaluate the overall presentation, structure and content of the financial statements, including the disclosures, and whether the financial statements represent the underlying transactions and events in a manner that achieves fair presentation.

Materiality is the magnitude of misstatements in the Financial Statements that, individually or in aggregate, makes it probable that the economic decisions of a reasonably knowledgeable user of the Financial Statements may be influenced. We consider quantitative materiality and qualitative factors in (i) planning the scope of our audit work and in evaluating the results of our work; and (ii) to evaluate the effect of any identified misstatements in the Financial Statements.

We communicate with those charged with governance regarding, among other matters, the planned scope and timing of the audit and significant audit findings, including any significant deficiencies in internal control that we identify during our audit.

We also provide those charged with governance with a statement that we have complied with relevant ethical requirements regarding independence, and to communicate with them all relationships and other matters that may reasonably be thought to bear on our independence, and where applicable, related safeguards.

From the matters communicated with those charged with governance, we determine those matters that were of most significance in the audit of the financial statements of the current period and are therefore the key audit matters. We describe these matters in our auditor's report unless law or regulation precludes public disclosure about the matter or when, in extremely rare circumstances, we determine that a matter should not be communicated in our report because the adverse consequences of doing so would reasonably be expected to outweigh the public interest benefits of such communication.

Report on Other Legal and Regulatory Requirements

1. As required by the Companies (Auditor's Report) Order, 2020 ("the Order") issued by the Central Government of India in terms of sub-section (11) of Section 143 of the Act, we give in the "Annexure-A", a statement on the matters specified in paragraph 3 and 4 of the Order, to the extent applicable.
2. As required by Section 143(3) of the Act, based on our audit we report that:
 - a) We have sought and obtained all the information and explanations which to the best of our knowledge and belief were necessary for the purposes of our audit.
 - b) In our opinion, proper books of account as required by law have been kept by the Company so far as it appears from our examination of those books.
 - c) The Balance Sheet, the Statement of Profit and Loss including Other Comprehensive Income, Statement of Changes in Equity and the Statement of Cash Flow dealt with by this Report are in agreement with the books of account.
 - d) In our opinion, the aforesaid financial statements comply with the Ind AS specified under section 133 of the Act, read with relevant rules issued thereunder.
 - e) On the basis of the written representations received from the directors as on March 31, 2026, taken on record by the Board of Directors, none of the directors is disqualified as on March 31, 2026, from being appointed as a director in terms of Section 164 (2) of the Act.
 - f) The company has been exempted from the requirement of its auditor reporting on whether the company has adequate internal financial controls system in place and the operating effectiveness of such control (clause (i) of section 143(3)).
 - g) In our opinion and according to the explanations given to us, the Company being a deemed public company, the provisions of Section 197 of the Act are applicable to the Company. However, no remuneration has been paid/provided to the directors during the year. Accordingly, reporting under Section 197(16) of the Act does not give rise to any adverse comment.



- h) With respect to the other matters to be included in the Auditor's Report in accordance with Rule 11 of the Companies (Audit and Auditors) Rules, 2014, as amended, in our opinion and to the best of our information and according to the explanations given to us:
- (i) The Company has disclosed the impact of pending litigations on its financial position in notes to the financial statements.
 - (ii) The Company did not have any long-term contracts including derivative contracts for which there were any material foreseeable losses; and
 - (iii) There were no amounts which were required to be transferred to the Investor Education and Protection Fund by the Company
- (iv) (a) The Management has represented that, to the best of its knowledge and belief, , no funds (which are material either individually or in the aggregate) have been advanced or loaned or invested (either from borrowed funds or share premium or any other sources or kind of funds) by the Company to or in any other person or entity, including foreign entity ("Intermediaries"), with the understanding, whether recorded in writing or otherwise, that the Intermediary shall, whether, directly or indirectly lend or invest in other persons or entities identified in any manner whatsoever by or on behalf of the Company ("Ultimate Beneficiaries") or provide any guarantee, security or the like on behalf of the Ultimate Beneficiaries; (b) The Management has represented, that, to the best of its knowledge and belief, no funds (which are material either individually or in the aggregate) have been received by the Company from any person or entity, including foreign entity ("Funding Parties"), with the understanding, whether recorded in writing or otherwise, that the Company shall, whether, directly or indirectly, lend or invest in other persons or entities identified in any manner whatsoever by or on behalf of the Funding Party ("Ultimate Beneficiaries") or provide any guarantee, security or the like on behalf of the Ultimate Beneficiaries; (c) Based on the audit procedures that have been considered reasonable and appropriate in the circumstances, nothing has come to our notice that has caused us to believe that the representations under sub-clause (i) and (ii) of Rule 11(e), as provided under (a) and (b) above, contain any material misstatement.
- (v) The Company has neither declared nor paid any dividend during the year and hence, the reporting on compliance under Section 123 of the Act is not applicable to the Company.
- (vi) Based on our examination, which included test checks, the Company has used accounting software for maintaining its books of account for the financial year ended March 31, 2026, which has a feature of recording audit trail (edit log) facility, and the same has operated throughout the year for all relevant transactions recorded in the software. Further, during the course of our audit, we did not come across any instance of the audit trail feature being tampered with, and the audit trail has been preserved by the Company as per the statutory requirements for record retention.

For Saxena & Saxena
Chartered Accountants
(Firm's Registration. No. 006103N)

Dilip Kumar



CA Dilip Kumar
(Partner)
Membership No. 082118
UDIN: 26082118RVPHUH8968
Place: New Delhi
Date: April 25, 2026

ANNEXURE 'A' TO THE INDEPENDENT AUDITOR'S REPORT

The Annexure referred to in paragraph 2 under Report on Other Legal and Regulatory Requirements of the Independent Auditors' Report to the members of **TECH SIS LIMITED** on the financial statements for the year ended March 31, 2026, we report that:

- (i) (a) (A) The Company has maintained proper records showing full particulars, including quantitative details and situation of Property, Plant and Equipment.
- (B) The Company has maintained proper records showing full particulars of intangible assets.
- (b) The Company has a regular program of physical verification of its Property, Plant and Equipment by which all Property, Plant and Equipment are verified in a phased manner at reasonable intervals. In our opinion, this periodicity of physical verification is reasonable having regard to the size of the Company and the nature of its Property, Plant and Equipment. In our opinion and according to the information and explanations given to us, the discrepancies noticed on physical verification of fixed assets as compared to book records were not material and have been properly dealt with in the books of account.
- (c) The Company does not have any immovable property (other than properties where the company is the lessee, and the lease agreements are duly executed in favour of the lessee). Accordingly, clause 3 (i) (c) of the Order is not applicable.
- (d) According to the information and explanations given to us and on the basis of our examination of the records of the Company, the Company has not revalued its Property, Plant and Equipment (including Right of Use assets) or intangible assets or both during the year.
- (e) According to information and explanations given to us and on the basis of our examination of the records of the Company, there are no proceedings initiated or pending against the Company for holding any benami property under the Prohibition of Benami Property Transactions Act, 1988 and rules made thereunder.
- (ii) (a) The inventory has been physically verified by the management during the year at regular intervals. In our opinion, the frequency of such verification is reasonable, and procedures and coverage as followed by management were appropriate. No discrepancies were noticed on verification between the physical stocks and the book records that were more than 10% in the aggregate of each class of inventory.
- (b) According to the information and explanations given to us and on the basis of our examination of the records of the Company, the Company has not been sanctioned working capital limits during any point of time of the year in excess of five crore rupees, in aggregate, from banks or financial institutions on the basis of security of current assets and hence reporting under clause 3(ii)(b) of the Order is not applicable.
- (iii) According to the information and explanations given to us and on the basis of our examination of the records of the Company, the Company has not made investment in, provided any guarantee, security or granted loan or advances in the nature of loans, secured or unsecured to companies, firms, limited liability partnership or any other parties during the year and hence clause 3(iii)(a) to (f) of the Order is not applicable.
- (iv) In our opinion and according to the information and explanations given to us, there are no loans, investments, guarantees and securities given in respect of which provisions of section 186 of the Act are applicable. Further, there are no loans, guarantees and securities given in respect to which the provisions of Section 185 of the Act are applicable.
- (v) In our opinion and according to the information and explanations given to us, the Company has not accepted any deposits or amounts which are deemed to be deposits within the provisions of Sections 73 to 76 of the Act and the rules framed there under.
- (vi) The Central Government of India has not prescribed the maintenance of cost records under section 148(1) of the Act, for any of the services rendered by the Company. Accordingly, clause 3(vi) of the Order is not applicable to the Company.
- (vii) (a) According to the information and explanations given to us and on the basis of our examination of the records of the Company, amounts deducted / accrued in the books of account in respect of undisputed statutory dues including provident fund, employees' state insurance, income tax, goods and service tax and other material statutory dues have generally been regularly deposited during the year by the Company with the appropriate authorities. As explained to us, the Company did not have any dues on account of service tax, value added tax, sales tax, duty of customs, duty of Excise and Cess. There were no outstanding dues (as mentioned above) as of March, 31 2026 for a period of more than six months from the date they became payable.





- (b) According to the information and explanations given to us and on the basis of our examination of the record of the company, there are no statutory dues relating to Goods and Service Tax, Provident Fund, Employee State Insurance, Income Tax, duties of the customs or Cess or other statutory dues which have not been deposited with the appropriate authorities on account of any dispute.
- (viii) According to the information and explanations given to us and on the basis of our examination of the records of the Company, the Company has not surrendered or disclosed any transactions, previously unrecorded as income in the books of account, in the tax assessments under the Income Tax Act, 1961 as income during the year.
- (ix) (a) According to the information and explanations given to us and on the basis of our examination of the records of the Company, the Company has not defaulted in repayment of loans or borrowings or in the payment of interest thereon to banks during the year.
(b) According to the information and explanations given to us and on the basis of our examination of the records of the Company, the Company has not been declared a willful defaulter by any bank or financial institution or government or government authority.
(c) In our opinion and according to the information and explanations given to us by the management, term loans have been utilized for the purpose for which they were obtained by the Company.
(d) According to the information and explanations given to us and on an overall examination of the balance sheet of the company, we report that no funds raised on a short-term basis have been used for long-term purposes by the company.
(e) According to the information and explanations given to us and on an overall examination of the financial statements of company, we report that the company has not taken any funds from any entity or person on account of or to meet the obligations of its subsidiaries, associates and joint ventures as defined under Companies Act, 2013.
(f) According to the information and explanations given to us and procedures performed by us, we report that the company has not raised loans during the year on the pledge of securities held in its subsidiaries, associates and joint ventures as defined under Companies Act, 2013.
- (x) (a) The Company did not raise any money by way of an initial public offer or further public offer (including debt instruments) during the year. Thus, clause 3(x)(a) of the Order is not applicable to the Company.
(b) According to the information and explanations given to us and on the basis of our examination of the records of the Company, has not made any preferential allotment or private placement of shares or convertible debentures (fully or partially or optionally convertible) during the year. Thus, clause 3 (x)(b) of the Order is not applicable to the Company.
- (xi) (a) Based on examination of the books and records of the Company and according to the information and explanations given to us, no fraud by the Company or on the Company has been noticed or reported during the course of the audit.
(b) According to the information and explanations given to us, no report under sub-section (12) of Section 143 of the Companies Act, 2013 has been filed by the auditors in Form ADT-4 as prescribed under rule 13 of Companies (Audit and Auditors) Rules, 2014 with the Central Government.
(c) Based on the information and explanations provided to us, the Company is not required to have whistle-blower complaints as per Companies Act, 2013.
- (xii) In our opinion and according to the information and explanations given to us, the Company is not a Nidhi company. Accordingly, clause 3(xii) of the Order is not applicable to the Company.
- (xiii) According to the information and explanations given to us and based on our examination of the records of the Company, transactions with the related parties are in compliance with Section 177 and 188 of the Act where applicable, and the details of such transactions have been disclosed in the financial statements as required by the applicable accounting standards.
- (xiv) The Company does not require to have internal audit system and hence clause 3(xiv)(a) to (b) of the Order is not applicable.
- (xv) In our opinion and according to the information and explanations given to us, the Company has not entered into any non-cash transactions with its directors or persons connected to its directors and hence, provisions of Section 192 of the Companies Act, 2013 are not applicable to the Company.
- (xvi) (a) According to the information and explanations given to us, the Company is not required to be registered under section 45-IA of the Reserve Bank of India Act 1934. Accordingly, clause 3(xvi)(a) to (b) of the Order is not applicable.
(c) The Company is not Core Investment Company (CIC) as defined in the regulations made by the Reserve Bank of India. Accordingly, clause 3(xvi) (c) of the Order is not applicable.
(d) According to the information and explanations provided to us during the course of audit, there is no core investment company within the Group (as defined in the Core Investment Companies (Reserve Bank) Directions, 2016) and accordingly reporting under clause 3(xvi)(d) of the Order is not applicable.
- (xvii) The Company has incurred cash losses of ₹12,352 thousand in the current financial year and ₹14,997 thousand in the immediately preceding financial year.
- (xviii) There has been a change in the statutory auditors during the year due to mandatory rotation. As informed to us, no issues, objections or concerns were raised by the outgoing auditors.



- (xix) According to the information and explanations given to us and on the basis of the financial ratios, ageing and expected dates of realization of financial assets and payment of financial liabilities, other information accompanying the financial statements, our knowledge of the Board of Directors and management plans and based on our examination of the evidence supporting the assumptions, and subject to Note 37 to the financial statements, nothing has come to our attention which causes us to believe that any material uncertainty exists as on the date of the audit report indicating that the Company is not capable of meeting its liabilities existing at the balance sheet date as and when they fall due within a period of one year from the balance sheet date. We, however, state that this is not an assurance as to the future viability of the Company. We further state that our reporting is based on the facts up to the date of the audit report and we neither give any guarantee nor any assurance that all liabilities falling due within a period of one year from the balance sheet date will get discharged by the Company as and when they fall due.
- (xx) The Company is not required to spend amount towards Corporate Social Responsibility (CSR) as per the requirements of Section 135 of the Act. Accordingly, reporting under clause 3(xx)(a) to (b) of the Order is not applicable.

For Saxena & Saxena
Chartered Accountants
(Firm's Registration. No. 006103N)

CA Dilip Kumar
(Partner)
Membership No. 082118
UDIN: 26082118RVPHUH8968
Place: New Delhi
Date: April 25, 2026

Tech SIS Limited

All in INR 000s except share data

Balance Sheet

Particulars	Note No.	As at March 31, 2026	As at March 31, 2025
A ASSETS			
Non – current assets			
Property, plant and equipment	4	9,592	10,952
Other intangible assets	5	898	1,210
Financial assets			
(i) Other financial assets	6	8,366	9,920
Deferred tax assets (net)	7	62,258	62,258
Income tax assets (net)	7	1,269	1,683
Other non – current assets	8	19	19
Total non – current assets		82,402	86,042
Current assets			
Inventories	9	54,555	25,415
Financial assets			
(i) Trade receivables	10	65,813	49,320
(ii) Cash and cash equivalents	11	72	-
(iii) Bank balances other than (ii) above	11	10,004	-
(iv) Other financial assets	6	18,204	7,320
Other current assets	8	30,125	21,955
Total current assets		178,773	104,010
Total assets		261,175	190,052
B EQUITY AND LIABILITIES			
Equity			
Equity share capital	12	178,000	178,000
Other equity	13	(182,497)	(167,157)
Total equity		(4,497)	10,843
Liabilities			
Non – current liabilities			
Financial liabilities			
(i) Borrowings	14	81,558	31,558
(ia) Lease liabilities	15	-	3,007
Provisions	19	2,039	951
Total non-current liabilities		83,597	35,516
Current liabilities			
Financial liabilities			
(i) Borrowings	14	28,937	22,759
(ia) Lease liabilities	15	3,007	6,047
(ii) Trade payables			
(a) Total outstanding dues of micro enterprises and small enterprises	16	25,590	14,263
(b) Total outstanding dues of creditors other than micro enterprises and small enterprises	16	34,769	37,394
(iii) Other financial liabilities	17	79,079	31,887
Other current liabilities	20	1,231	22,775
Provisions	19	9,462	8,568
Total current liabilities		182,075	143,693
Total liabilities		265,672	179,209
Total equity and liabilities		261,175	190,052

The accompanying notes form an integral part of these financial statements.

As per our report of even date

For Saxena & Saxena
Chartered Accountants
(Firm's Registration. No. 006103/N)

Dilip Kumar
(Partner)
Membership No. 082118

Place: New Delhi
Date: April 25, 2026

For and on behalf of the Board of Directors

Brajesh Kumar
Director
(DIN: 07833562)

Akalesh Singh
Chief Financial Officer

Dhiraj Singh
Director
(DIN: 00066899)

Varsha Solanki
Company Secretary

Tech SIS Limited

All in INR 000s except share data

Statement of Profit and Loss

S No	Particulars	Note No.	Year ended	
			March 31, 2026	March 31, 2025
	Income			
1	a) Revenue from operations	21	150,409	126,887
	b) Other income	22	531	298
	c) Other gain/(loss)	23	(85)	(56)
	Total Income (a+ b + c)		150,855	127,129
	Expenses			
2	a) Purchases of stock-in-trade		88,705	61,319
	b) Changes in inventories	24	(29,140)	(9,058)
	c) Employee benefits expense	25	22,254	20,886
	d) Finance costs	26	7,550	7,639
	e) Depreciation and amortization expenses	27	3,506	6,530
	f) Other expenses	28	73,838	61,340
	Total expenses (a + b + c + d + e + f)		166,713	148,656
3	Profit/(loss) before exceptional items and tax (1-2)		(15,858)	(21,527)
4	Exceptional items		-	-
5	Profit/(loss) before tax (3-4)		(15,858)	(21,527)
6	Tax expense			
	a) Current tax	7	-	-
	b) Deferred tax	7	-	-
	Total tax expense		-	-
7	Profit/(loss) for the year (5-6)		(15,858)	(21,527)
8	Other comprehensive income			
	Items that will not be reclassified to profit or loss:			
	a) Re-measurement of defined benefits plan	25	18	579
	b) Income tax relating to these items	7	-	-
	Other comprehensive income / (loss) for the year (net of taxes)		18	579
9	Total comprehensive income for the year (7+8)		(15,840)	(20,948)
10	Earnings per share (EPS) (face value INR 10 per share)	29		
	(a) Basic (INR)		(0.89)	(1.21)
	(b) Diluted (INR)		(0.89)	(1.21)
11	Weighted average equity shares used in computing earnings per equity share	29		
	(a) Basic (Nos.)		17,800,000	17,800,000
	(b) Diluted (Nos.)		17,800,000	17,800,000


The accompanying notes form an integral part of these financial statements.

As per our report of even date

For Saxena & Saxena

Chartered Accountants

(Firm's Registration. No. 006103/N)



Dilip Kumar

(Partner)

Membership No. 082118

For and on behalf of the Board of Directors

Brajesh Kumar

Director

(DIN: 07833562)

Dhiraj Singh

Director

(DIN: 00066899)

Akalesh Singh
Chief Financial Officer

Varsha Solanki
Company Secretary

Place: New Delhi

Date: April 25, 2026

Tech SIS Limited

All amounts in INR 000s, unless stated otherwise

Statement of Changes in Equity

A. Equity share capital

Year ended March 31, 2026

Particulars	As at April 1, 2024	Changes in equity share capital due to prior period errors	Restated balance as at April 1, 2024	Changes during the year	As at March 31, 2025
Equity share capital	178,000	-	178,000	-	178,000

Year ended March 31, 2025

Particulars	As at April 1, 2025	Changes in equity share capital due to prior period errors	Restated balance as at April 1, 2025	Changes during the year	As at March 31, 2026
Equity share capital	178,000	-	178,000	-	178,000

B. Other Equity

Year ended March 31, 2026

Particulars	Reserves and surplus	Other reserves	Total other equity
	Retained earnings	Equity contribution by parent	
As at April 1, 2025	(174,536)	7,379	(167,157)
Profit / (loss) for the year	(15,858)	-	(15,858)
Other comprehensive income / (loss)	18	-	18
Total comprehensive income for the year	(15,840)	-	(15,840)
Fair value adjustment of corporate guarantee provided by parent	-	500	500
As at March 31, 2026	(190,376)	7,879	(182,497)

Year ended March 31, 2025

Particulars	Reserves and surplus	Other reserves	Total other equity
	Retained earnings	Equity contribution by parent	
As at April 1, 2024	(153,588)	6,789	(146,799)
Profit / (loss) for the year	(21,527)	-	(21,527)
Other comprehensive income / (loss)	579	-	579
Total comprehensive income for the year	(20,948)	-	(20,948)
Fair value adjustment of corporate guarantee provided by parent	-	590	590
As at March 31, 2025	(174,536)	7,379	(167,157)

The accompanying notes form an integral part of these financial statements.

As per our report of even date

For Saxena & Saxena

Chartered Accountants

(Firm's Registration. No. 006103/N)




Dilip Kumar



(Partner)

Membership No. 082118

Place: New Delhi

Date: April 25, 2026

For and on behalf of the Board of Directors

Brajesh Kumar



Director

(DIN: 07833562)

Dhiraj Singh

Director

(DIN: 00066899)

Akalesh Singh
Chief Financial Officer

Varsha Solanki
Company Secretary

Tech SIS Limited

All amounts in INR 000s, unless stated otherwise

Statement of Cash Flows

S No	Particulars	Year ended	
		March 31, 2026	March 31, 2025
A.	CASH FLOWS FROM OPERATING ACTIVITIES		
	Profit/(loss) before tax	(15,858)	(21,527)
	Adjusted for:		
	Depreciation and amortization expenses	3,506	6,530
	Unrealised Foreign exchange (gain) / loss	85	56
	Finance costs	7,550	7,639
	Interest income	(531)	(298)
	Operating profit / (loss) before working capital changes	(5,248)	(7,600)
	Movement in working capital:		
	Decrease / (increase) in trade receivables	(16,493)	5,643
	Decrease / (increase) in inventories	(29,139)	(9,059)
	Decrease / (increase) in other current assets	(8,171)	(10,063)
	Decrease / (increase) in other current financial assets	(10,775)	(1,752)
	(Decrease) / increase in trade payables	8,702	7,073
	(Decrease) / increase in provisions	2,000	(344)
	(Decrease) / increase in other current liabilities	(21,545)	18,331
	(Decrease) / increase in other current financial liabilities	43,369	6,209
	Decrease / (increase) in other non-current financial assets	1,555	1,613
	Cash (used in) / generated from operations	(35,745)	10,051
	Direct tax (paid), net of refunds	414	417
	Net cash inflow / (outflow) from operating activities	(35,331)	10,468
B.	CASH FLOWS FROM INVESTING ACTIVITIES		
	Purchase of Property, plant & equipment and intangible assets (including Capital work in progress/intangible assets under development)	(1,149)	(1,271)
	Proceeds from sale / disposal of property, plant and equipment	150	-
	Investment in fixed deposits	(10,125)	(58)
	Redemption of fixed deposits	121	4,020
	Interest received	422	183
	Net cash inflow / (outflow) from investing activities	(10,581)	2,874
C.	CASH FLOWS FROM FINANCING ACTIVITIES		
	Foreign exchange gain / (loss) realized	(85)	(56)
	Bonds/debentures issued / (repaid/redeemed)	50,000	-
	Interest paid	(2,371)	(3,265)
	Payment of lease liabilities (including interest)	(7,738)	(6,266)
	Net cash inflow / (outflow) from financing activities	39,806	(9,587)
D.	Net increase / (decrease) in cash and cash equivalents (A+B+C)	(6,106)	3,755
E.	Cash and cash equivalents at the beginning of the year	(22,759)	(26,514)
	Cash and cash equivalents at the end of the year (D+E)	(28,865)	(22,759)



Tech SIS Limited

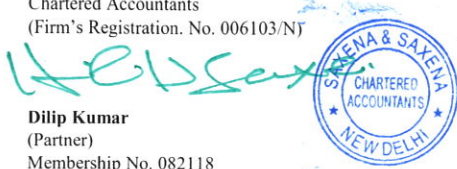
All amounts in INR 000s, unless stated otherwise

Reconciliation of cash and cash equivalents as per the statement of the cash flows		
	March 31, 2026	March 31, 2025
Cash and cash equivalents as per above comprise of the following:		
Cash and cash equivalents	72	-
Cash credit	(28,937)	(22,759)
Balances as per statement of cash flows	(28,865)	(22,759)

Refer note 34 for reconciliation of liabilities whose cash flow movements are disclosed as part of financing activities in the statement of cash flows. The accompanying notes form an integral part of these financial statements.

As per our report of even date

For Saxena & Saxena
Chartered Accountants
(Firm's Registration. No. 006103/NJ)



Dilip Kumar
(Partner)
Membership No. 082118

For and on behalf of the Board of Directors


Brajesh Kumar
Director
(DIN: 07833562)


Dhiraj Singh
Director
(DIN: 00066899)


Akalesh Singh
Chief Financial Officer


Varsha Solanki
Company Secretary

Place: New Delhi
Date: April 25, 2026

Tech SIS Limited

All amounts in INR 000s, unless stated otherwise

Notes to the financial statement

1. Company overview

Tech SIS Limited (formerly known as SIS Electronic Security Systems Limited) ("the Company") is a company limited by shares, incorporated and domiciled in India. The Company was incorporated on March 31, 2010 as SIS Electronic Security Systems Limited and changed its name to Tech SIS Limited on June 15, 2011. Its registered office is situated at Annapurna Bhawan, Telephone Exchange Road, Kurji, Patna, Bihar – 800010, India, and its principal place of business is situated at Plot No. 11, 2nd Floor, DDA Community Center, Okhla Phase-I, New Delhi-110020.

The Company is engaged in the trading, installation and servicing of electronic security devices and systems.

These financial statements were authorized for issue by the directors on April 25, 2026.

2. Basis of preparation / measurement and Material accounting policies

This note provides a list of material accounting policies adopted in the preparation of these financial statements.

2.1 Basis of preparation

These financial statements are prepared in accordance with Indian Accounting Standards (Ind-AS) and comply in all material respects with the Ind-AS and other applicable provisions of the Companies Act, 2013 ("the Companies Act"). The Ind-AS are notified under Section 133 of the Act read with Rule 3 of the Companies (Indian Accounting Standards) Rules, 2015 as amended from time to time.

The financial statements are presented in Indian Rupees (INR) and are rounded off to the nearest thousands except per share data and unless stated otherwise. Due to rounding off, the numbers presented throughout the document may not add up precisely to the totals and percentages may not precisely reflect the absolute figures. The figures which are appearing as '0' are result of rounding off.

2.2 Basis of measurement

The financial statements have been prepared under the historical cost convention on an accrual and going concern basis, except for the items where the relevant Ind AS requires the financial instruments to be classified as fair value through profit or loss ('FVTPL') and are measured at fair value, including the following material items:

- certain financial assets and financial liabilities (including derivative financial instruments) and contingent consideration that are measured at fair value;
- assets held for distribution to owners upon demerger that are held at lower of carrying cost and fair value less cost to distribute;
- share based payments; and
- The defined benefit asset/(liability) which is recognized as the present value of defined benefit obligation less fair value of plan assets.

Accounting policies have been applied consistently to all periods presented in these financial statements. Further, previous year figures have been regrouped/re-arranged, wherever necessary.

The financial statements are based on the classification provisions contained in Ind AS 1, 'Presentation of Financial Statements' and division II of schedule III of the Companies Act 2013. For the purpose of clarity, various items are aggregated in the statements of profit and loss and balance sheet. These items are disaggregated separately in the notes to the financial statements, where applicable or required.

Fair value measurement

The Company records certain financial assets and liabilities at fair value on a recurring basis. The Company determines fair value based on the price it would receive to sell an asset or pay to transfer a liability in an orderly transaction between market participants at the measurement date and in the principal or most advantageous market for that asset or liability.

Fair value hierarchy

Level 1 - Quoted prices (unadjusted) in active markets for identical assets or liabilities. Level 1 hierarchy includes financial instruments measured using quoted prices. This includes listed equity instruments, bonds and debentures and mutual funds that have quoted price. The fair value of all financial instruments which are traded in the stock exchanges is valued using the closing price as at the reporting period.

Level 2 - Inputs other than quoted prices included within Level 1 that are observable for the asset or liability, either directly (i.e. as prices) or indirectly (i.e. derived from prices). The fair value of financial instruments that are not traded in an active market is determined using valuation techniques which maximize the use of observable market data and rely as little as possible on entity specific estimates. If all significant inputs required to fair value an instrument are observable, the instrument is included in level 2.

Level 3 - Inputs for the assets or liabilities that are not based on observable market data (unobservable inputs). If one or more of the significant inputs is not based on observable market data, the instrument is included in level 3. This is the case for unlisted equity securities included in level 3.

In accordance with Ind-AS 113, 'Fair value measurement', assets and liabilities are to be measured based on the following valuation techniques:

- Market approach – Prices and other relevant information generated by market transactions involving identical or comparable assets or liabilities.
- Income approach – Converting the future amounts based on market expectations to its present value using the discounting method.
- Cost approach – Replacement cost method.

2.3 Summary of material accounting policies

a) Current versus non-current classification

The Company presents assets and liabilities in the balance sheet based on current / non-current classification. An asset is classified as current when it is:

- Expected to be realised or intended to be sold or consumed in the normal operating cycle;
- Held primarily for the purpose of trading;
- Expected to be realised within twelve months after the reporting period; or
- Cash or cash equivalent unless the asset is restricted from being exchanged or used to settle a liability for at least twelve months after the reporting period;

All other assets are classified as non-current.

A liability is current when it is:

- Expected to be settled in the normal operating cycle;
- Held primarily for the purpose of trading;
- Due to be settled within twelve months after the reporting period; or
- It does not have the right at the end of the reporting period to defer settlement of the liability for at least twelve months after the reporting period.

The Company classifies all other liabilities as non-current. Deferred tax assets and liabilities are classified as non-current assets and liabilities.

The operating cycle is the time between the acquisition of assets for processing and their realisation in cash and cash equivalents.

The Company has identified twelve months as its operating cycle.



Tech SIS Limited

All amounts in INR 000s, unless stated otherwise

b) Property, plant and equipment

Recognition and measurement

An item is recognised as an asset, if and only if, it is probable that the future economic benefits associated with the item will flow to the Company and its cost can be measured reliably. Property, plant and equipment under construction and cost of assets not ready for use at the year-end are disclosed as capital work-in-progress ('CWIP').

Items of property, plant and equipment ('PPE') and CWIP are initially recognized at cost. Freehold land is carried at historical cost. All items of property, plant and equipment are measured at cost less accumulated depreciation and impairment losses, if any. Cost comprises the purchase price, asset retirement obligation and directly attributable cost of bringing the asset to its working condition for its intended use. Any trade discounts and rebates are deducted in arriving at the purchase price. General and specific borrowing costs directly attributable to the construction of a qualifying asset are capitalized as part of the cost.

Subsequent expenditure related to an item of property, plant and equipment is added to its carrying value or recognised as a separate asset, as appropriate, only when it is probable that future economic benefits attributable to such subsequent cost associated with the item, will flow to the Group. The carrying amount of any component accounted for as a separate asset is de-recognised when replaced. All other expenses on existing items of property, plant and equipment, including day-to-day repairs, maintenance expenditure and cost of replacing parts, are recognised in the statement of profit and loss in the year during which such expenses are incurred.

Advances given towards purchase of an item of property, plant and equipment or CWIP outstanding as at each balance sheet date are disclosed under other non-financial assets.

Depreciation

The Company depreciates property, plant and equipment over the estimated useful lives using the written down value method from the date, the assets are available for use.

The estimated useful lives of assets are as follows:

Category	Useful life
Buildings	60 years
Plant and machinery	3 – 15 years
Leasehold improvement	Shorter of useful life or lease period
Computer equipment	3 years
Furniture and fixtures	10 years
Office Equipment	5 years
Vehicles	3 - 10 years

Based on technical assessment, the useful lives as given above best represent the period over which the management expects to use these assets. The estimated useful lives for these assets may therefore be different from the useful lives prescribed under Part C of Schedule II of the Companies Act 2013.

The residual values are generally not more than 5% of the original cost of the asset. The asset's residual values, useful lives and methods of depreciation of property, plant and equipment are reviewed at each financial year-end and adjusted prospectively, if appropriate.

Where, during any financial year, any addition has been made to any asset, or where any asset has been sold, discarded, demolished or destroyed, or significant components replaced: depreciation on such assets is calculated on a pro rata basis as individual assets with specific useful life from the month of such addition or, as the case may be, up to the month on which such asset has been sold, discarded, demolished or destroyed or replaced.

Derecognition

An item of property, plant and equipment and any significant part, initially recognised, is derecognised upon disposal or when no future economic benefits are expected from its use or disposal. Any gain or loss arising on derecognition of the asset (calculated as the difference between the net disposal proceeds and the carrying amount of the asset) is recognised in the statement of profit and loss when the asset is derecognised.

c) Intangible assets

Intangible assets are recognised when the Company controls the asset, and it is probable that future economic benefits attributed to the asset will flow to the Company and the cost of the asset can be measured reliably. Intangible assets acquired separately are measured on initial recognition at historical cost. The cost of intangible assets acquired in a business combination is their fair value at the date of acquisition.

Following initial recognition, intangible assets are carried at cost less any accumulated amortisation and accumulated impairment losses, if any. Cost comprises the purchase price and any attributable cost of bringing the asset to its working condition for its intended use. Internally generated intangibles, excluding capitalised software development costs, are not capitalised and the related expenditure is reflected in profit or loss in the period in which the expenditure is incurred.

Subsequent expenditure is capitalized only when it increases the probable future economic benefits from the specific asset to which it relates.

The useful lives of intangible assets are assessed as either finite or indefinite. Intangible assets with finite lives are amortised over the useful economic life on a straight line method effective financial year 2024-25 (written down value method till financial year 2023-24) and assessed for impairment whenever there is an indication that the intangible asset may be impaired. The amortisation period and the amortisation method for an intangible asset with a finite useful life are reviewed at least at the end of each reporting period. Changes in the expected useful life or the expected pattern of consumption of future economic benefits embodied in the asset are accounted by modifying the amortisation period or method, as appropriate, and are treated as changes in accounting estimates and adjusted accordingly. The amortisation expense on intangible assets with finite lives is recognised in the statement of profit and loss.

The estimated useful lives of intangible assets are as follows:

Category	Useful life
Computer software	5 years

Gains or losses arising from derecognition of an intangible asset are measured as the difference between the net disposal proceeds and the carrying amount of the asset and are recognized in the statement of profit or loss when the asset is derecognized.

Software

Costs incurred in developing products or systems and costs incurred in acquiring software and licenses that will contribute to probable future economic benefits through revenue generation and/or cost reduction are capitalized to software and systems. Costs capitalized include external direct costs of materials, services, and direct payroll and related costs of employees' time spent on the project.



Tech SIS Limited

All amounts in INR 000s, unless stated otherwise

License & franchise

Licenses & franchise fees are amortized commencing from the date when license & franchise fees are available for intended use.

d) Investment in subsidiaries, associates and joint ventures

A subsidiary is an entity over which the Company has control. The Company controls an investee entity when it is exposed to, or has rights to variable returns from its involvement with the entity and has the ability to affect those returns through its power over the entity.

An associate is an entity over which the Company has significant influence. Significant influence is the power to participate in the financial and operating policy decisions of the investee but is not control or joint control of those policies. This is generally the case where the Company holds between 20% and 50% of the voting rights.

A joint venture is a type of joint arrangement whereby the parties that have joint control of the arrangement have rights to the net assets of the joint venture. Joint control is the contractually agreed sharing of control of an arrangement, which exists only when decisions about the relevant activities require the unanimous consent of the parties sharing control.

The considerations made in determining whether significant influence or joint control exist are similar to those necessary to determine control over the subsidiaries.

Investments in subsidiaries, associates and joint ventures is accounted for at cost less impairment loss, if any. The said investments are tested for impairment whenever circumstances indicate that their carrying value may exceed the recoverable amount.

e) Financial instruments

A financial instrument is any contract that gives rise to a financial asset of one entity and a financial liability or equity instrument of another entity. Financial assets and financial liabilities are recognised when the Company becomes a party to the contractual provisions of the instruments.

Financial assets

Initial recognition and measurement

All financial assets are recognised initially at fair value plus, in the case of financial assets not recorded at fair value through profit or loss, transaction costs that are attributable to the acquisition of the financial asset. Purchases or sales of financial assets that require delivery of assets within a time frame established by regulation or convention in the market place (regular way trades) are recognised on the trade date, i.e., the date that the Company commits to purchase or sell the asset.

Subsequent measurement

For purposes of subsequent measurement, financial assets are classified in below categories:

- (i) Financial assets at amortised cost
- (ii) Financial assets at fair value through other comprehensive income (FVTOCI)
- (iii) Financial assets, derivatives and equity instruments at fair value through profit or loss (FVTPL)

Financial assets at amortised cost

A 'financial asset' is measured at the amortised cost if both the following conditions are met:

- (i) The asset is held within a business model whose objective is to hold assets for collecting contractual cash flows, and
- (ii) Contractual terms of the asset give rise on specified dates to cash flows that are solely payments of principal and interest (SPPI) on the principal amount outstanding.

After initial measurement, such financial assets are subsequently measured at amortised cost using the effective interest rate (EIR) method. EIR is the rate that exactly discounts estimated future cash receipts through the expected life of the financial asset to the gross carrying amount of a financial asset. When calculating EIR, the Company estimates the expected cash flows by considering all the contractual terms of the financial instrument (for example, prepayments, extensions call and similar options) but does not consider the expected credit losses. Amortised cost is calculated by taking into account any discount or premium on acquisition and fees or costs that are an integral part of the EIR. The interest income based on EIR is included as interest income as a part of other income in the statement of profit and loss. The losses arising from impairment are recognised in profit or loss. A gain or loss on such financial asset which is not part of a hedging relationship is recognised in profit or loss when the asset is derecognised. This category generally applies to trade and other receivables.

Financial assets at FVTOCI

A 'financial asset' is classified as at the FVTOCI if both of the following criteria are met:

- (i) The objective of the business model is achieved both by collecting contractual cash flows and selling the financial assets, and
- (ii) The asset's contractual cash flows represent SPPI.

Financial assets included within the FVTOCI category are measured as at each reporting date at fair value. Fair value movements are recognized in the other comprehensive income (OCI). However, the Company recognizes interest income calculated using the EIR method, impairment losses & reversals and foreign exchange gain or loss in the profit or loss. On derecognition of the asset, cumulative gain or loss previously recognised in OCI is reclassified from equity to profit or loss.

Financial assets at FVTPL

FVTPL is a residual category for financial assets. Any financial asset, which does not meet the criteria for categorization as at amortized cost or as FVTOCI, is classified as at FVTPL.

In addition, the Company may elect to designate a financial asset, which otherwise meets amortized cost or FVTOCI criteria, as at FVTPL. However, such election is made only if doing so reduces or eliminates a measurement or recognition inconsistency (referred to as 'accounting mismatch').

Financial assets included within the FVTPL category are measured at fair value with all changes recognized in the profit or loss in respect of such assets that are not part of a hedging relationship. The gain /loss on assets measured at FVTPL are presented in the statement of profit and loss within other gains/losses in the period in which it arises. Interest income from these financial assets is included in other income.

Equity investments

All equity investments in scope of Ind-AS 109 are measured at fair value. Equity instruments which are held for trading and contingent consideration recognised by an acquirer in a business combination to which Ind-AS 103 applies are classified as at FVTPL. For all other equity instruments, the Company may make an irrevocable election to present in other comprehensive income subsequent changes in the fair value. The Company makes such election on an instrument-by-instrument basis. The classification is made on initial recognition and is irrevocable.



Tech SIS Limited

All amounts in INR 000s, unless stated otherwise

If the Company decides to classify an equity instrument as at FVTOCI, then all fair value changes on the instrument, excluding dividends, are recognized in the OCI. There is no recycling of the amounts from OCI to profit or loss, even on sale of investment. However, the Company may transfer the cumulative gain or loss within equity.

Equity instruments included within the FVTPL category are measured at fair value with gain/loss presented in the statement of profit and loss within other gains/losses in the period in which it arises.

Derecognition of financial assets

A financial asset (or, where applicable, a part of a financial asset or part of a group of similar financial assets is primarily derecognised (i.e. removed from the Company's balance sheet) when:

- (i) The rights to receive cash flows from the asset have expired, or
- (ii) The Company has transferred its rights to receive cash flows from the asset or has assumed an obligation to pay the received cash flows in full without material delay to a third party under a 'pass-through' arrangement; and either (a) the Company has transferred substantially all the risks and rewards of the asset, or (b) the Company has neither transferred nor retained substantially all the risks and rewards of the asset, but has transferred control of the asset.

When the Company has not transferred substantially all risks and rewards of ownership of the financial asset, the financial asset is not derecognized. Similarly, where the Company retains control of the financial asset, the asset is continued to be recognised to the extent of continuing involvement in the financial asset.

Impairment of financial assets

The Company recognizes loss allowances on a forward-looking basis using the expected credit loss (ECL) model for the financial assets which are not fair valued through profit or loss. Lifetime ECL allowance is recognized for trade receivables with no significant financing component. For all other financial assets, expected credit losses are measured at an amount equal to the 12-month ECL, unless there has been a significant increase in credit risk from initial recognition in which case they are measured at lifetime ECL. How the Company determines whether there has been a significant increase in the credit risk has been detailed in the notes to the financial statements. The amount of expected credit losses (or reversal) that is required to adjust the loss allowance at the reporting date is recognized in the statement of profit and loss.

Financial liabilities

Initial recognition and measurement

Financial liabilities are classified, at initial recognition, as financial liabilities at fair value through profit or loss, borrowings, payables, or as derivatives designated as hedging instruments in an effective hedge, as appropriate.

All financial liabilities are recognised initially at fair value and, in the case of borrowings and payables, net of directly attributable transaction costs.

The Company's financial liabilities include trade and other payables, loans and borrowings including bank overdrafts, financial guarantee contracts and derivative financial instruments.

Subsequent measurement

The measurement of financial liabilities depends on their classification, as described below.

Financial liabilities at fair value through profit or loss

Financial liabilities at fair value through profit or loss include financial liabilities held for trading and financial liabilities designated upon initial recognition as at fair value through profit or loss. Financial liabilities are classified as held for trading if they are incurred for the purpose of repurchasing in the near term. This category also includes derivative financial instruments, if any entered into by the Company that are not designated as hedging instruments in hedge relationships as defined by Ind-AS 109. Separated embedded derivatives are also classified as held for trading unless they are designated as effective hedging instruments. Gains or losses on liabilities held for trading are recognised in the profit or loss.

Financial liabilities designated upon initial recognition at fair value through profit or loss are designated at the initial date of recognition, and only if the criteria in Ind-AS 109 are satisfied. For liabilities designated as FVTPL, fair value gains/losses attributable to changes in own credit risk are recognized in OCI. These gains/losses are not subsequently transferred to profit or loss. However, the Company may transfer the cumulative gain or loss within equity. All other changes in fair value of such liability are recognised in the statement of profit or loss.

Borrowings

After initial recognition, borrowings are subsequently measured at amortised cost. Any difference between the proceeds (net of transaction costs) and the redemption amount is recognised in profit or loss over the period of the borrowing using the EIR method. Fees paid on the establishment of loan facilities are recognised as transaction costs of the loan to the extent it is probable that some or all of the facility will be drawn down. In this case, the fee is deferred until the draw down occurs. To the extent there is no evidence that it is probable that some or all of the facility will be drawn down, the fee is capitalised as a prepayment for liquidity services and amortised over the period of the facility to which it relates.

Preference shares which are mandatorily redeemable are classified as liabilities. The dividends on these preference shares, to the extent such dividends are mandatorily payable, are recognised in profit or loss as finance costs.

The fair value of the liability portion of an optionally convertible debenture/ bond/ preference share or a zero-coupon debenture/ bond/ preference share or compulsorily convertible debenture/preference shares where the price of conversion of the debenture/preference shares into equity share is not fixed, is determined using a market rate of interest for an equivalent non-convertible bond. This amount is recorded as a liability on an amortised cost basis until extinguished on conversion or redemption of the bonds. The remainder of the proceeds is attributable to the equity portion of the compound financial instrument. This is recognised and included in shareholders' equity, net of income tax effects, and not subsequently remeasured.

When the terms of a financial liability are renegotiated and the entity issues equity instrument to a creditor to extinguish all or part of a liability (debt for equity swap), a gain or loss is recognised in profit or loss, which is measured as the difference between the carrying amount of the financial liability and the fair value of the equity instrument issued.

Borrowings are classified as current liabilities unless the Company has the right at the end of reporting period to defer settlement of the liability for at least 12 months after the reporting period. Where there is a breach of a material provision of a long-term loan arrangement on or before the end of the reporting period with the effect that the liability becomes payable on demand on the reporting date, the entity does not classify the liability as current, if the lender agreed, after the reporting period and before the approval of the financial statements for issue, not to demand payment as a consequence of the breach.



Tech SIS Limited

All amounts in INR 000s, unless stated otherwise

Financial guarantee contracts

Financial guarantee contracts issued by the Company are those contracts that require a payment to be made to reimburse the holder for a loss it incurs because the specified debtor fails to make a payment when due in accordance with the terms of a financial asset. Financial guarantee contracts are recognised initially as a liability at fair value, adjusted for transaction costs that are directly attributable to the issuance of the guarantee, with corresponding increase in investment in subsidiary. Subsequently, the liability is measured at the higher of the amount of loss allowance determined as per impairment requirements of Ind-AS 109 and the amount recognised less cumulative amortisation.

Financial Guarantee issued by the parent of the Company is valued and recognized initially as a pre-payment at fair value with corresponding credit to equity contribution by the parent. The pre-payment is amortized over the period of financial guarantee on straight-line basis, and recognized as finance cost in the statement of profit and loss.

Derecognition

A financial liability is derecognised when the obligation under the liability is discharged or cancelled or expires. The difference between the carrying amount of a financial liability that has been extinguished or transferred to another party and the consideration paid, including any non-cash assets transferred or liabilities assumed, is recognised in profit or loss as other gains/ losses. When an existing financial liability is replaced by another from the same lender on substantially different terms, or the terms of an existing liability are substantially modified, such an exchange or modification is treated as the derecognition of the original liability and the recognition of a new liability. The difference in the respective carrying amounts is recognised in the statement of profit and loss as other gains/losses.

Reclassification of financial assets

The Company determines classification of financial assets and liabilities on initial recognition. After initial recognition, no reclassification is made for financial assets which are equity instruments and financial liabilities. For financial assets which are financial assets, a reclassification is made only if there is a change in the business model for managing those assets. Changes to the business model are expected to be infrequent. The Company's senior management determines changes in the business model as a result of external or internal changes which are significant to the Company's operations. Such changes are evident to external parties. A change in the business model occurs when the Company either begins or ceases to perform an activity that is significant to its operations. If the Company reclassifies financial assets, it applies the reclassification prospectively from the reclassification date which is the first day of the immediately next reporting period following the change in business model. The Company does not restate any previously recognised gains, losses (including impairment gains or losses) or interest.

Offsetting of financial instruments

Financial assets and financial liabilities are offset, and the net amount is reported in the balance sheet if there is a currently enforceable legal right to offset the recognised amounts and there is an intention to settle on a net basis, to realise the assets and settle the liabilities simultaneously. The legally enforceable right must not be contingent on future events and must be enforceable in the normal course of business and in the event of default, insolvency or bankruptcy of the Company of the counterparty.

f) Trade receivables

Trade receivables that do not contain a significant financing component are recognised initially at transaction price and subsequently measured at amortised cost using the effective interest method, less provision for impairment (allowance for expected credit loss).

g) Current and deferred tax

Income tax expense or credit for the period is the tax payable on the current period's taxable income based on the applicable tax rate adjusted by changes in deferred tax assets and liabilities attributable to temporary differences and to unused tax losses / unused tax credits.

Current tax

The current income tax charge is calculated on the basis of tax laws enacted or substantively enacted at the end of the reporting period. Management periodically evaluates positions taken in tax returns with respect to situations in which applicable tax regulation is subject to interpretation. It establishes provisions where appropriate on the basis of amounts expected to be paid to tax authorities.

The net amount of tax recoverable from, or payable to, the taxation authority is included as part of receivables or payables in the balance sheet.

Effective from April 1, 2019, the Company has adopted the option of lower effective corporate tax rate of 25.17% (including surcharge and cess), as per Section 115BAA of Income Tax Act.

Deferred tax

Deferred tax is provided using the liability method on temporary differences between the tax bases of assets and liabilities and their carrying amounts in the financial statements at the reporting date.

Deferred tax liabilities are recognised for all taxable temporary differences, except:

- (i) When the deferred tax liability arises from the initial recognition of goodwill or an asset or liability in a transaction that is not a business combination that, at the time of the transaction, affects neither the accounting profit nor taxable profit or loss
- (ii) In respect of taxable temporary differences associated with investments in subsidiaries, associates and interests in joint ventures, when the timing of the reversal of the temporary differences can be controlled and it is probable that the temporary differences will not reverse in the foreseeable future

Deferred tax assets are recognised for all deductible temporary differences, the carry forward of unused tax credits and any unused tax losses. Deferred tax assets are recognised to the extent that it is probable that taxable profit will be available against which the deductible temporary differences, and the carry forward of unused tax credits and unused tax losses can be utilised, except:

- (i) When the deferred tax asset relating to the deductible temporary difference arises from the initial recognition of an asset or liability in a transaction that is not a business combination that, at the time of the transaction, affects neither the accounting profit nor taxable profit or loss
- (ii) In respect of deductible temporary differences associated with investments in subsidiaries, associates and interests in joint ventures, deferred tax assets are recognised only to the extent that it is probable that the temporary differences will reverse in the foreseeable future and taxable profit will be available against which the temporary differences can be utilised.

The carrying amount of deferred tax assets is reviewed at each reporting date and reduced to the extent that it is no longer probable that sufficient taxable profit will be available to allow all or part of the deferred tax asset to be utilised. Unrecognised deferred tax assets are re-assessed at each reporting date and are recognised to the extent that it has become probable that future taxable profits will allow the deferred tax asset to be recovered.



Tech SIS Limited

All amounts in INR 000s, unless stated otherwise

Deferred tax assets and liabilities are measured at the tax rates that are expected to apply in the year when the asset is realised or the liability is settled, based on tax rates (and tax laws) that have been enacted or substantively enacted at the reporting date. The effect of changes in tax rates on deferred income tax assets and liabilities is recognized as income or expense in the period that includes the enactment or the substantive enactment date.

Deferred tax assets and deferred tax liabilities are offset if a legally enforceable right exists to set off current tax assets against current tax liabilities.

Current and deferred tax is recognised in profit or loss, except to the extent that it relates to items recognised in other comprehensive income or directly in equity. In this case, the tax is also recognised in other comprehensive income or directly in equity, respectively.

h) Cash and cash equivalents

Cash and cash equivalents in the balance sheet comprise cash on hand, balance with bank and short-term deposits with an original maturity of three months or less, which are readily convertible to known amounts of cash and cash equivalents and subject to an insignificant risk of changes in value.

For the purpose of the statement of cash flows, cash and cash equivalents consist of cash on hand, balance with bank and short-term deposits, as defined above, net of outstanding bank overdrafts (including cash credit facilities) as they are considered an integral part of the Company's cash management. Bank overdrafts are shown within borrowings in current liabilities in the balance sheet.

i) Equity share capital

Equity shares are classified as equity.

Incremental costs directly attributable to the issue of new shares or options are shown in equity as a deduction, net of tax, from the proceeds.

j) Trade and other payables

These amounts represent liabilities for goods and services provided to the Company prior to the end of the financial year which are unpaid. The amounts are unsecured and are usually paid within 30 days of recognition. Trade and other payables are presented as current liabilities unless payment is not due within 12 months after the reporting period. They are recognised initially at their fair value and subsequently measured at amortised cost using the effective interest method.

k) Provisions and contingent liabilities

Provisions

A provision is recognized when the Company has a present legal or a constructive obligation as a result of past event and it is probable that an outflow of resources will be required to settle the obligation, in respect of which a reliable estimate can be made. Provisions are recognised for legal claims and service warranties. Provisions are not recognised for future operating losses.

Where there are a number of similar obligations, the likelihood that an outflow will be required in settlement is determined by considering the class of obligations as a whole. A provision is recognised even if the likelihood of an outflow with respect to any one item included in the same class of obligations may be small.

Provisions are measured at the present value of management's best estimate of the expenditure required to settle the present obligation at the end of the reporting period. The discount rate used to determine the present value is the pre-tax rate that reflects current market assessments of the time value of money and the risks specific to the liability. The increase in provision due to the passage of time is recognised as an interest expense.

These are reviewed at each balance sheet date and adjusted to reflect the current best estimates. In respect of losses that are covered by insurance, such losses are recognised as an expense when there is clear evidence or determination or probability that any portion of the loss is not expected to be settled through insurance or other forms of recovery.

Asset Retirement Obligations (ARO)

ARO are recognised for those operating lease arrangements where the Company has an obligation at the end of the lease period to restore the leased premises in a condition similar to inception of lease. ARO are provided at the present value of expected costs to settle the obligation and are recognised as part of the cost of that particular asset and amortised or depreciated in the same manner as the asset to which it pertains. The estimated future costs of decommissioning are reviewed annually and any changes in the estimated future costs or in the discount rate applied are adjusted from the cost of the asset.

Contingent liabilities

Contingent liabilities are disclosed when there is a possible obligation arising from past events, the existence of which will be confirmed only by the occurrence or non-occurrence of one or more uncertain future events not wholly within the control of the Company or a present obligation that arises from past events where it is either not probable that an outflow of resources will be required to settle, or a reliable estimate of the amount cannot be made.

Contingent liabilities recognised in a business combination

A contingent liability recognised in a business combination is initially measured at its fair value. Subsequently, it is measured at the higher of the amount that would be recognised in accordance with the requirements for provisions above or the amount initially recognised less, when appropriate, cumulative amortisation recognised in accordance with the requirements for revenue recognition.

l) Revenue recognition

Revenue towards satisfaction of a performance obligation is measured at the amount of transaction price (net of variable consideration) allocated to that performance obligation. The transaction price of goods sold and services rendered is net of variable consideration on account of various discounts and schemes offered by the Company as part of the contract. Revenue is recognised when the control is transferred to the customer and when the Company has completed its performance obligations under the contracts.

At the inception of the new contractual arrangement with the customer, the Company identifies the performance obligations inherent in the agreement. The terms of the contracts are such that the services to be rendered represent a series of services that are substantially the same with the same pattern of the transfer to the customer.

Revenue is recognised as follows:

- (i) Revenue from services represents the amounts receivable for services rendered.
- (ii) For contract-based business (Expressed or implied), revenue represents the sales value of work carried out for customers during the period. Such revenues are recognised in the period in which the service is rendered.
- (iii) Unbilled revenue (contract assets) net of expected deductions is recognised at the end of each period. Such unbilled revenue is reversed in the subsequent period when actual invoice is raised.
- (iv) Unearned income (contract liabilities) represents revenue billed but for which services have not yet been performed. The same is released to the statement of profit and loss as and when the services are rendered.
- (v) Revenue from the use of assets such as rent for using property, plant and equipment is recognised on a straight-line basis over the terms of the related leases unless payments are structured to increase in line with the expected general inflation to compensate for the lessors' expected inflationary cost increase.



Tech SIS Limited

All amounts in INR 000s, unless stated otherwise

Sale of goods

Revenue from the sale of goods is recognised when the control of goods has been transferred, being when the products are delivered to the buyer, the buyer having the full discretion over the use of the goods and there is no unfulfilled obligation that could affect the buyer's acceptance of the product. Delivery occurs when the products have been shipped to the specific location, the risks of obsolescence and loss have been transferred to the buyer, and either the buyer has accepted the products in accordance with the sales contract, the acceptance provisions have lapsed, or the Company has objective evidence that all criteria for acceptance have been satisfied. Revenue from the sale of goods is measured at the fair value of the consideration received or receivable, net of returns and allowances, trade discounts and volume rebates. Discounts and rebates are estimated based on accumulated experience. Certain subsidiaries of the Company provide normal warranty provisions for general repairs for one year on all its products sold, in line with the industry practice. A liability is recognised at the time the product is sold. Revenue is deferred and recognised on a straight line basis over the extended warranty period in case warranty is provided to customer for a period beyond one year.

Rendering of services

In contracts involving the rendering of services, revenue is measured using the proportionate completion method when no significant uncertainty exists regarding the amount of the consideration that will be derived from rendering the service. When the contract outcome cannot be measured reliably, revenue is recognised only to the extent that the expenses incurred are eligible to be recovered.

Estimates of revenue, costs or extent of progress towards completion are revised if circumstances change. Any resulting increases or decreases in estimated revenue or costs are reflected in profit or loss in the period in which the circumstances that give rise to the revision become known to the management.

Multiple-element arrangements

When a sales arrangement contains multiple elements, such as services, material and maintenance, revenue for each element is determined based on each element's fair value.

Revenue recognition for delivered elements is limited to the amount that is not contingent on the future delivery of products or services, future performance obligations or subject to customer-specified return or refund privileges

The undiscounted cash flows from the arrangement are periodically estimated and compared with the unamortised costs. If the unamortised costs exceed the undiscounted cash flow, a loss is recognised.

Interest income

For all financial asset measured either at amortised cost or at fair value through other comprehensive income, interest income is recorded using the effective interest rate (EIR). EIR is the rate that exactly discounts the estimated future cash payments or receipts over the expected life of the financial instrument or a shorter period, where appropriate, to the gross carrying amount of the financial asset or to the amortised cost of a financial liability. When calculating the effective interest rate, the Company estimates the expected cash flows by considering all the contractual terms of the financial instrument (for example, prepayment, extension, call and similar options) but does not consider the expected credit losses. Interest income is included in other income in the statement of profit and loss.

Dividends

Dividend income from investments is recognised in profit or loss as other income when the Company's right to receive payments is established, it is probable that the economic benefits associated with the dividend will flow to the Company, and amount of the dividend can be measured reliably.

Rental income

Rental income arising from operating leases on investment properties is accounted for on a straight-line basis over the lease term unless payments are structured to increase in line with the expected general inflation to compensate for the lessor's expected inflationary cost increase and is included in revenue in the statement of profit or loss due to its operating nature.

m) Employee benefits

The Company's employee benefits mainly include wages, salaries, bonuses, compensated absences, defined contribution to plans, defined benefit plans and share-based payments. The employee benefits are recognized in the year in which the associated services are rendered by the employees of the Company.

Short-term obligations

Liabilities for wages and salaries, including non-monetary benefits and compensated absences that are expected to be settled within twelve months after the end of the period in which the employees render the related service are recognised in respect of employees' services up to reporting date and are measured at the amounts expected to be paid when the liabilities are settled. The liability for compensated absences is recognised in the provision for employee benefits. All other short-term employee benefit obligations are presented as employee benefits payable under other financial liabilities, current.

Bonus

The Company recognises a liability and an expense for bonuses. The Company recognises a provision where contractually or legally obliged or where there is a past practice that has created a constructive obligation.

Compensated absences/Leave obligations

The employees of the Company are entitled to compensated absences which are both accumulating and non-accumulating in nature. The employees can carry forward up to a specified portion of the unutilized accumulated compensated absences and utilize it in future periods or receive cash at retirement. The expected cost of accumulating compensated absences is determined by actuarial valuation (using the projected unit credit method) based on the additional amount expected to be paid as a result of the unused entitlement that has accumulated at the balance sheet date. The expense of non-accumulating compensated absences is recognized in the statement of profit and loss in the year in which the absences occur. Re-measurements arising out of actuarial gains / losses are immediately taken into the statement of profit and loss and are not deferred.

In respect of those employees who are entitled to an encashment of the leave at the end of every calendar year, a provision is created to account for the liability.

The obligations are presented as current liabilities in the balance sheet if the entity does not have an unconditional right to defer settlement for at least twelve months after the reporting date, regardless of when the actual settlement is expected to occur.

Post-employment obligations

The Company operates the following post-employment schemes:

- i) Defined contribution plans such as provident fund and employees' state insurance; and
- ii) Defined benefit plans such as gratuity.



Tech SIS Limited

All amounts in INR 000s, unless stated otherwise

Defined contribution plan

The Company's policy to contribute on a defined contribution basis for eligible employees, to Employees' Provident Fund, Employees' Pension Scheme and Employees' State Insurance Scheme towards post-employment benefits, all of which are administered by the respective Government authorities, and has no further obligation beyond making its contribution which is expected in the year in which it pertains. The contributions are accounted for as defined contribution plans and the contributions are recognised as employee benefit expense when they are due. Prepaid contributions are recognised as an asset to the extent that a cash refund or a reduction in the future payments is available.

Defined benefit plan

The Company has a defined benefit plan, viz., Gratuity, for all its employees, the liability for which is accrued and provided for as determined by an independent actuarial valuation. A portion of this liability for gratuity is contributed to a fund administered and operated by a reputed insurance company. The liability or asset recognised in the balance sheet in respect of gratuity plans is the present value of the defined benefit obligation at the end of the reporting period less the fair value of plan assets. The defined benefit is actuarially determined (using the projected unit credit method) at the end of each year.

Present value of the defined benefit obligation is determined by discounting the estimated future cash outflows by reference to market yields on government bonds at the end of the reporting periods that have approximately similar terms to the related obligation.

The Company recognises the following changes in the net defined benefit obligation as an expense in the statement of profit and loss:

- (i) Service costs comprising current service costs, past-service costs, gains and losses on curtailments and non-routine settlements; and
- (ii) Net interest expense or income

Past service costs are recognised in profit or loss on the earlier of:

- (i) The date of the plan amendment or curtailment, and
- (ii) The date that the Company recognises related restructuring costs.

The net interest is calculated by applying the above mentioned discount rate to the net balance of the defined benefit obligations and the fair value of plan assets. This cost is included in the employee benefits expense in the statement of profit and loss.

Remeasurements, comprising of actuarial gains and losses, the effect of the asset ceiling, excluding amounts included in net interest on the net defined benefit liability and the return on plan assets (excluding amounts included in net interest on the net defined benefit liability), are recognised immediately in the balance sheet with a corresponding debit or credit to retained earnings through other comprehensive income in the period in which they occur. Remeasurements are not reclassified to profit or loss in subsequent periods.

Equity settled stock-based compensation

Employees (including senior executives) of the Company receive remuneration in the form of share-based payments, whereby employees render services as consideration for equity instruments (equity-settled transactions) of its parent company.

The cost of equity-settled transactions is determined by the fair value at the date when the grant is made using an appropriate valuation model. The fair value of options granted under various Employee Share option plans is recognised as an employee benefits expense with a corresponding increase in equity (share option outstanding account).

The total expense is recognised over the vesting period, which is the period over which all of the specified vesting conditions are to be satisfied. At the end of each period, the entity revises its estimates of the number of options that are expected to vest based on the non-market vesting and service conditions. It recognises the impact of the revision to original estimates in the period of change, if any, in the profit or loss, with corresponding adjustment to equity.

Service and non-market performance conditions are not taken into account when determining the grant date fair value of awards, but the likelihood of the conditions being met is assessed as part of the Company's best estimate of the number of equity instruments that will ultimately vest. Market performance conditions, if any, are reflected within the grant date fair value. Any other conditions attached to an award, but without an associated service requirement, are considered to be non-vesting conditions. Non-vesting conditions are reflected in the fair value of an award and lead to an immediate expensing of an award unless there are also service and/or performance conditions.

No expense is recognised for awards that do not ultimately vest because non-market performance and/or service conditions have not been met. Where awards include a market or non-vesting condition, the transactions are treated as vested irrespective of whether the market or non-vesting condition is satisfied, provided that all other performance and/or service conditions are satisfied.

The dilutive effect of outstanding options is reflected as additional share dilution in the computation of diluted earnings per share.

Cash settled stock-based compensation

Employees of the Company receive share-based compensation in the form of parent company's share options. The cost of cash-settled transactions is measured initially at fair value at the grant date based on a debit note received from the parent company. This fair value is expensed over the period until the vesting date with recognition of a corresponding liability.

n) Borrowing costs

Borrowing costs include interest calculated on the effective interest rate method, other costs incurred in connection with borrowing and exchange differences arising from foreign currency borrowings to the extent that they are regarded as an adjustment to the interest cost. General and specific borrowing costs directly attributable to the acquisition, construction or production of the assets that necessarily take a substantial period of time to get ready for their intended use or sale ('qualifying assets'), are added to the cost of those assets, until such time as the assets are substantially ready for their intended use or sale. All other borrowing costs are expensed in the statement of profit and loss within finance costs in the period in which they are incurred.

o) Leases

Company as a lessee

The Company's lease asset classes primarily consist of leases for buildings, equipment and vehicles. For any new contracts, the Company assesses whether a contract is, or contains a lease. A lease is defined as 'a contract, or part of a contract, that conveys the right to use an asset (the underlying asset) for a period in exchange for consideration'. To apply this definition the Company assesses whether the contract meets three key evaluations which are whether:

- (i) the contract contains an identified asset, which is either explicitly identified in the contract or implicitly specified by being identified at the time the asset is made available to the Company
- (ii) The Company has the right to obtain substantially all of the economic benefits from use of the identified asset throughout the period of use, considering its rights within the defined scope of the contract
- (iii) The Company has the right to direct the use of the identified asset throughout the period of use.

The Company assesses whether it has the right to direct 'how and for what purpose' the asset is used throughout the period of use.

Measurement and recognition of leases as a lessee



Tech SIS Limited

All amounts in INR 000s, unless stated otherwise

At lease commencement date, the Company recognises a right-of-use asset ("ROU") and a corresponding lease liability on the balance sheet. The right-of-use asset is measured at cost, which comprises of the initial measurement of the lease liability, any initial direct costs incurred by the Company, an estimate of any costs to dismantle and remove the asset at the end of the lease, and any lease payments made in advance of the lease commencement date (net of any incentives received).

The Company depreciates the right-of-use assets using the Straight line method from the lease commencement date to the earlier of the end of the useful life of the right-of-use asset or the end of the lease term. The Company also assesses the right-of-use asset for impairment when such indicators exist.

IndAS116 requires lessees to determine the lease term as the non-cancellable period of a lease adjusted with an option to extend or terminate the lease, if the use of such option is reasonably certain. The lease term in future periods is reassessed to ensure that the lease term reflects the current economic circumstances.

Extension and termination options are included in a number of leases of the Company. These are used to maximise operational flexibility in terms of managing the assets used in the Company's operations. The majority of extension and termination options held are exercisable only by the Company and not by the respective lessor.

At the commencement date, the Company measures the lease liability at the present value of the lease payments unpaid at that date, discounted using the interest rate implicit in the lease if that rate is readily available or the Company's incremental borrowing rate. Lease payments included in the measurement of the lease liability are comprises of fixed payments (including in substance fixed), variable payments based on an index or rate, amounts expected to be payable under a residual value guarantee and payments arising from options reasonably certain to be exercised.

Subsequent to initial measurement, the liability will be reduced for payments made and increased for interest. It is remeasured to reflect any reassessment or modification, or if there are changes in in-substance fixed payments. When the lease liability is remeasured, the corresponding adjustment is reflected in the right-of-use asset, or profit and loss if the right-of-use asset is already reduced to zero.

The Company has elected to account for short-term leases and leases of low-value assets using the practical expedients. Instead of recognising a right-of-use asset and lease liability, the payments in relation to these are recognised as an expense in profit or loss on a straight-line basis over the lease term.

Lease liability and right-of-use assets have been separately presented in the notes to the financial statements under 'Other financial liability' and 'Property, plant and equipment' (except those meeting the definition of investment property) respectively. Lease payments have been classified as 'Cash flows from financing activities'.

Company as a lessor

Leases in which the Company does not transfer substantially all the risks and rewards of ownership of an asset are classified as operating leases. Rental income from operating lease is recognised on a straight-line basis over the term of the relevant lease unless payments are structured to increase in line with the expected general inflation to compensate for the expected inflationary cost increase under "Other Income" in the statement of Profit and Loss. Initial direct costs incurred in negotiating and arranging an operating lease are added to the carrying amount of the leased asset and recognised over the lease term on the same basis as rental income. Contingent rents are recognised as revenue in the period in which they are earned. The respective leased assets are included in the balance sheet based on their nature.

Leases are classified as finance leases when substantially all of the risks and rewards of ownership transfer from the Company to the lessee. Amounts due from lessees under finance leases are recorded as receivables at the Company's net investment in the leases. Finance lease income is allocated to accounting periods so as to reflect a constant periodic rate of return on the net investment outstanding in respect of the lease.

The right-of-use asset is subsequently measured at cost less any accumulated depreciation, accumulated impairment losses if any and adjusted for any re-measurement of the lease liability.

p) Impairment of non-financial assets

Goodwill and intangible assets that have an indefinite useful life are not subject to amortisation and are tested annually for impairment, or more frequently if events or changes in circumstances indicate that they might be impaired. Other non-financial assets, other than inventories and deferred tax assets, are tested for impairment whenever events or changes in circumstances indicate that the carrying amount may not be recoverable. An impairment loss is recognised for the amount by which the asset's carrying amount exceeds its recoverable amount.

The recoverable amount is the higher of its fair value less cost of disposal and its value-in-use. Value-in-use is the present value of future cash flows expected to be derived from the asset. For the purposes of impairment testing, assets are grouped at the lowest levels for which there are separately identifiable cash flows which are largely independent of the cash inflows from other assets or group of assets (cash-generating units or CGU). Impairment occurs when the carrying amount of a CGU including the goodwill, exceeds the estimated recoverable amount of the CGU. For the purpose of impairment testing, goodwill acquired in a business combination is allocated to the Company's CGUs expected to benefit from the synergies arising from the business combination. Total impairment loss of a CGU is allocated first to reduce the carrying amount of goodwill allocated to the CGU and then to the other assets of the CGU, pro-rata on the basis of the carrying amount of each asset in the CGU. An impairment loss on goodwill recognized in the statement of profit and loss is not reversed in the subsequent period. Non-financial assets other than goodwill that suffered an impairment are reviewed for possible reversal of impairment at the end of each reporting period.

q) Earnings per share

Basic earnings per share are calculated by dividing the net profit for the period attributable to equity shareholders of the Company (after deducting preference dividends and attributable taxes) by the weighted average number of equity shares outstanding during the period.

Partly paid equity shares are treated as a fraction of an equity share to the extent that they were entitled to participate in dividends relative to a fully paid equity share during the reporting period. The weighted average number of equity shares outstanding during the period is adjusted for events of bonus issue; bonus element in a rights issue to existing shareholders; share split; and reverse share split (consolidation of shares).

Diluted Earnings per share amounts are computed by dividing the net profit attributable to the equity holders of the Company (after deducting preference dividends and attributable taxes but after adjusting the after income tax effect of interest and other financing cost associated with dilutive potential equity shares) by the weighted average number of equity shares considered for deriving basic earnings per share and also the weighted average number of equity shares that could have been issued upon conversion of all dilutive potential equity shares. The diluted potential equity shares are adjusted for the proceeds receivable had the shares been actually issued at fair value (i.e. the average market value of the outstanding shares). Dilutive potential equity shares are deemed converted as at the beginning of the year, unless issued at a later date. Dilutive potential equity shares are determined independently for each year presented.

r) Statement of cash flow

Cash flows are reported using the indirect method, whereby profit for the period is adjusted for the effects of transactions of a non-cash nature, any deferrals or accruals of past or future operating cash receipts or payments and item of income or expenses associated with investing or financing cash flows. The cash flows from operating, investing and financing activities of the Company are segregated.



Tech SIS Limited

All amounts in INR 000s, unless stated otherwise

2.4 Other accounting policies

a) Investment properties

Property that is held for long-term rental yields or for capital appreciation or both, and that is not occupied by the Company, is classified as investment property.

Investment properties are measured initially at cost, including transaction costs. Subsequent to initial recognition, investment properties are stated at cost less accumulated depreciation and accumulated impairment loss, if any.

The cost includes borrowing costs for long-term construction projects if the recognition criteria are met. Subsequent expenditure is capitalised to the asset's carrying amount only when it is probable that future economic benefits associated with the expenditure will flow to the Company and the cost of such expenditure can be measured reliably. All other repair and maintenance costs are recognised in profit or loss as incurred. When part of an investment property is replaced, the carrying amount of the replaced part is derecognized.

Investment properties are depreciated using written down value method over their estimated useful lives of 60 years. The useful life has been determined based on a technical evaluation performed by the management's expert.

Investment properties are derecognised either when they have been disposed of or when they are permanently withdrawn from use and no future economic benefit is expected from their disposal. The difference between the net disposal proceeds and the carrying amount of the asset is recognised in profit or loss in the period of derecognition.

b) Financial instruments

Derivatives

Derivatives are initially recognised at fair value on the date a derivative contract is entered into and are subsequently remeasured to their fair value at the end of each reporting period. The accounting for subsequent changes in fair value depends upon whether the derivative is designated as a hedging instrument, and if so, the nature of the item being hedged, and the type of hedge relationship designated.

Derivatives which are not designated as hedges are accounted for at fair value through profit or loss and are included in other gains/ losses.

Embedded derivatives

An embedded derivative is a component of a hybrid (combined) instrument that also includes a non-derivative host contract – with the effect that some of the cash flows of the combined instrument vary in a way similar to a stand-alone derivative. An embedded derivative causes some or all of the cash flows that otherwise would be required by the contract to be modified according to a specified interest rate, financial instrument price, commodity price, foreign exchange rate, index of prices or rates, credit rating or credit index, or other variable, provided in the case of a non-financial variable that the variable is not specific to a party to the contract.

If the hybrid contract contains a host that is a financial asset within the scope of Ind-AS 109, the Company does not separate embedded derivatives. Rather, it applies the classification requirements contained in Ind-AS 109 to the entire hybrid contract. Derivatives embedded in all other host contracts are accounted for as separate derivatives and recorded at fair value if their economic characteristics and risks are not closely related to those of the host contracts and the host contracts are not held for trading or designated at fair value through profit or loss. These embedded derivatives are measured at fair value with changes in fair value recognised in profit or loss, unless designated as effective hedging instruments. Reassessment only occurs if there is either a change in the terms of the contract that significantly modifies the cash flows that would otherwise be required or a reclassification of a financial asset out of the fair value through profit or loss.

c) Inventories

Inventories are valued at the lower of the cost or net realizable value. Net realizable value is the estimated selling price in the ordinary course of business, less estimated costs of completion and estimated costs necessary to make the sale. Cost includes custom duty, freight and other charges as applicable. The Company periodically reviews inventories to provide for diminution in the value of, and/or any unserviceable or obsolete, inventories.

Costs incurred in bringing each product to its present location and condition are accounted for as follows:

Traded goods: cost includes cost of purchase and other costs incurred in bringing the inventories to their present location and condition. Cost is determined on first in, first out basis.

d) Non-current assets held for sale/distribution to owners and discontinued operations

The Company classifies non-current assets and disposal groups as held for sale/distribution to owners if their carrying amounts will be recovered principally through a sale/distribution rather than through continuing use and where a sale is considered highly probable. Actions required to complete the sale/distribution should indicate that it is unlikely that significant changes to the sale/distribution will be made or that the decision to sell/distribute will be withdrawn and Management must be committed to the sale/distribution being completed within one year from the date of classification.

Non-current assets held for sale/for distribution to owners and disposal groups are measured at the lower of their carrying amount and the fair value less costs to sell/distribute except for assets such as deferred tax assets, assets arising from employee benefits, financial assets and contractual rights under insurance contracts, which are specifically exempt from this requirement. Assets and liabilities classified as held for sale/distribution are presented separately in the balance sheet.

An impairment loss is recognised for any initial or subsequent write-down of the asset (or disposal group) to fair value less costs to sell/distribute. A gain is recognised for any subsequent increases in fair value less costs to sell/ distribute an asset (or a disposal group), but not in excess of any cumulative impairment loss previously recognised. A gain or loss not previously recognised by the date of sale/ distribution of the non-current asset (or disposal group) is recognised on the date of derecognition.

Property, plant and equipment and intangible assets once classified as held for sale/distribution to owners are not depreciated or amortised.

A disposal group qualifies as discontinued operation if it is a component of an entity that either has been disposed of, or is classified as held for sale, and:

- (i) Represents a separate major line of business or geographical area of operations,
- (ii) Is part of a single coordinated plan to dispose of a separate major line of business or geographical area of operations, or
- (iii) Is a subsidiary acquired exclusively with a view to resale

Discontinued operations are excluded from the results of continuing operations and are presented as a single amount as profit or loss after tax from discontinued operations in the statement of profit and loss.

All other notes to the financial statements mainly include amounts for continuing operations, unless otherwise mentioned.



Tech SIS Limited

All amounts in INR 000s, unless stated otherwise

e) Government grants

Grants from the Government are recognised at their fair value where there is a reasonable assurance that the grant will be received, and the Company will comply with all attached conditions.

Government grants relating to income or expenditure /expenses are deferred and recognised in the profit or loss over the period necessary to match them with the costs that they are intended to compensate.

Government grants relating to the purchase of property, plant and equipment are included in non-current liabilities as deferred income and recognised on a straight-line basis over the expected lives of related assets and presented within other income.

f) Foreign currency transaction and balances

The financial statements of the Company are presented in Indian Rupees (INR) which is also the Company's functional currency, i.e., the currency of the primary economic environment in which the Company operates.

Transactions in foreign currencies are initially recorded by the Company at their respective functional currency spot rates prevailing at the date, the transaction first qualifies for recognition.

Monetary assets and liabilities denominated in foreign currencies are translated at the functional currency spot rates prevailing as at the reporting date. Subsequently, differences arising on restatement or settlement of monetary items are recognised in profit or loss. Non-monetary items that are measured in terms of historical cost in a foreign currency are translated using the exchange rates at the dates of the initial transactions and translation differences are recognized in OCI with the accumulation in other equity as foreign currency translation reserve. Non-monetary items measured at fair value in a foreign currency are translated using the exchange rates at the date when the fair value is determined. The gain or loss arising on translation of non-monetary items measured at fair value is treated in line with the recognition of the gain or loss on the change in fair value of the item (i.e., translation differences on items whose fair value gain or loss is recognised in OCI or profit or loss are also recognised in OCI or profit or loss, respectively).

The equity items denominated in foreign currencies are translated at historical cost.

g) Cash dividend and non-cash distribution to equity holders of the Company

The Company recognises a liability to make cash or non-cash distributions to equity holders of the Company when the distribution is authorised and the distribution is no longer at the discretion of the Company. A corresponding amount is recognised directly in equity.

Non-cash distributions are measured at the carrying value of the assets to be distributed in case of distributions in which all owners of the same class of equity instruments are treated equally or the distributed asset is ultimately controlled by the same party or parties both before and after the distribution, and at fair value of the assets to be distributed in other cases, with such value recognised directly in equity. For this purpose, a group of individuals shall be regarded as controlling an entity when, as a result of contractual arrangements, they collectively have the power to govern its financial and operating policies so as to obtain benefits from its activities, and that ultimate collective power is not transitory. Upon distribution of non-cash assets, any difference between the carrying amount of the liability and the carrying amount of the assets distributed is recognised in the statement of profit and loss or directly in the equity as approved by the National Company Law Tribunal / applicable regulatory or other authority.

h) Exceptional items

Exceptional items refer to items of income or expense within the statement of profit and loss from ordinary activities which are non-recurring and are of such size, nature or incidence that their separate disclosure is considered necessary to explain the performance of the Company.

2.5 Recent Indian Accounting Standards (Ind AS)

Ministry of Corporate Affairs ("MCA") notifies new standards or amendments to the existing standards under Companies (Indian Accounting Standards) Rules as issued from time to time. For the year ended March 31 2026, MCA has notified following new standards or amendments to the existing standards applicable to the Company:

- a) **Ind AS 1 – Presentation of Financial Statements (effective April 1, 2025)** : The amendment clarifies the classification of liabilities as current or non-current and specifically addresses non-current liabilities with covenants. For determining whether a liability is current, the amendment removes the requirement for an unconditional right to defer settlement for at least twelve months after the reporting date. Instead, it requires that the right to defer settlement must exist as of the reporting date and must have substance. It also provides additional guidance on classifying liabilities subject to covenants.
- b) **Ind AS 7 – Statement of Cash Flows and Ind AS 107 – Financial Instruments: Disclosures (effective April 1, 2025)** : The amendment to Ind AS 7 requires companies to disclose the existence of supplier finance arrangements, including the nature of such arrangements, the carrying amount of related liabilities, and the range of payment due dates. Ind AS 107 has been correspondingly amended to include supplier finance arrangements as a factor that may contribute to concentration of liquidity risk.
- c) **Ind AS 12 – Income Taxes: International Tax Reform – Pillar Two Model Rules** : The amendments provide a temporary mandatory relief from recognising deferred tax arising from top-up tax, and require entities to disclose whether this relief has been applied. The relief is effective immediately and applies retrospectively. The amendments also require companies to provide new disclosures regarding potential top-up tax exposures in future periods. These disclosures are applicable for annual reporting periods beginning on or after April 1, 2025.
- d) **Ind AS 21 – The Effects of Changes in Foreign Exchange Rates (effective April 1, 2025)** : The amendments address the 'Lack of Exchangeability' guidance under Ind AS 21. These amendments clarify the assessment of exchangeability of a currency and the determination of an appropriate spot exchange rate when exchangeability is lacking, and require disclosures enabling users to understand the resulting financial impact. The amendments are effective for annual reporting periods beginning on or after April 1, 2025.

The Company has reviewed the new pronouncements and based on its evaluation has determined that it does not have any significant impact in its financial statements.

3. Significant accounting judgements, estimates and assumptions

Use of estimates and judgment

The preparation of the financial statements in conformity with Ind-AS requires management to make judgments, estimates and assumptions that affect the application of accounting policies and the reported amounts of assets, liabilities, income and expenses and other comprehensive income (OCI) that are reported and disclosed in the financial statements and accompanying notes.

Estimates and underlying assumptions are reviewed on an ongoing basis. They are based on historical experience and other factors including expectations of future events that may have a financial impact on the Company and that are believed to be reasonable under the circumstances. Revisions to accounting estimates are recognized in the period in which the estimates are revised and in any future periods affected.



Tech SIS Limited

All amounts in INR 000s, unless stated otherwise

Judgements

In the process of applying the Company's accounting policies, management has made various judgements, which have the most significant effect on the amounts recognised in the financial statements.

This note provides an overview of the areas that involved a higher degree of judgement or complexity, and of items which are more likely to be materially adjusted due to estimates and assumptions turning out to be different than those originally assessed. Detailed information about each of these estimates and judgements is included in relevant notes together with information about the basis of calculation for each affected line item in the financial statements.

Critical estimates and judgements

The areas involving critical estimates or judgements are:

- (i) Estimation of current tax expense and payable – Note 7
- (ii) Estimated useful life of intangible assets – Note 2.3.c
- (iii) Estimation of defined benefit obligation – Note 25
- (iv) Recognition of deferred tax assets for carried forward of tax losses – Note 7
- (v) Impairment of trade receivables – Note 34
- (vi) Whether assets held for distribution to owners meet the definition of discontinued operations – Note 2.4.d

Impairment

The Company assesses impairment at each reporting date by evaluating conditions specific to the Company that may lead to impairment of assets. Where an impairment trigger exists, the recoverable amount of the asset is determined. Value-in-use calculations performed in assessing recoverable amounts incorporate a number of key estimates. There are no reasonable foreseeable changes in these key estimates which would have caused an impairment of these assets.

Share-based payments

Estimating fair value for share-based payment transactions requires determination of the most appropriate valuation model, which is dependent on the terms and conditions of the grant. This estimate also requires determination of the most appropriate inputs to the valuation model including the expected life of the share option, volatility and dividend yield and making assumptions about them.

Taxes

Deferred tax assets are recognised for unused tax losses to the extent that it is probable that taxable profit will be available against which the losses can be utilised. Significant management judgement is required to determine the amount of deferred tax assets that can be recognised, based upon the likely timing and the level of future taxable profits together with future tax planning strategies.

Defined benefit plans (gratuity benefits)

The cost of the defined benefit gratuity plan and other post-employment benefits and the present value of the gratuity obligation are determined using actuarial valuations. An actuarial valuation involves making various assumptions that may differ from actual developments in the future. These include the determination of the discount rate, future salary increases and mortality rates. Due to the complexities involved in the valuation and its long-term nature, a defined benefit obligation is highly sensitive to changes in these assumptions. All assumptions are reviewed at each reporting date.

The mortality rate is based on publicly available mortality tables. Those mortality tables tend to change only at interval in response to demographic changes. Future salary increases, and gratuity increases are based on expected future inflation rates.

Fair value measurement of financial instruments

When the fair values of financial assets and financial liabilities recorded in the balance sheet cannot be measured based on quoted prices in active markets, their fair value is measured using valuation techniques including the Discounted Cash Flows model. The inputs to these models are taken from observable markets where possible, but where this is not feasible, a degree of judgement is required in establishing fair values. Judgements include considerations of inputs such as liquidity risk, credit risk and volatility. Changes in assumptions about these factors could affect the reported fair value of financial instruments.

Leases

Ind AS 116 requires lessees to determine the lease term as the non-cancellable period of a lease adjusted with any option to extend or terminate the lease, if the use of such option is reasonably certain. The Company makes an assessment on the expected lease term on a lease-by-lease basis and there by assesses whether it is reasonably certain that any options to extend or terminate the contract will be exercised. In evaluating the lease term, the Company considers factors such as any significant leasehold improvements undertaken over the lease term, costs relating to the termination of the lease and the importance of the underlying asset to Company's operations taking into account the location of the underlying asset the availability of suitable alternatives. The lease term in future periods is reassessed to ensure that the lease term reflects the current economic circumstances.

Provisions

At each balance sheet date basis the management judgement, changes in facts and legal aspects, the Company assesses the requirement of provisions against the outstanding contingent liabilities. However, the actual future outcome may be different from this judgement.

Contingencies

Contingent liabilities may arise from the ordinary course of business in relation to claims against the company, including legal, contractual and other claims. By their nature, contingencies will be resolved only when one or more uncertain future events occur or fail to occur. The assessment of the existence, and potential quantum, of contingencies inherently involves the exercise of significant judgements and the use of estimates regarding the outcome of future events.

Useful lives of tangible/intangible assets

The Company reviews its estimate of the useful lives of tangible/intangible assets at each reporting date, based on the expected utility of the assets.



Tech SIS Limited

All amounts in INR 000s, unless stated otherwise

4. Property, plant and equipment

Year ended March 31, 2026

Description of assets	Gross block			Accumulated depreciation			Net carrying value as at March 31, 2026
	As at April 1, 2025	Additions during the year	Sale and adjustments	As at March 31, 2026	Charge for the year	Sale and adjustments	
Buildings (refer note (i) below)	18,881	1,158	-	20,039	698	-	18,781
Leasehold improvement	48,582	-	-	48,582	2,047	-	41,486
Plant and machinery	1,593	23	-	1,616	45	-	1,291
Furniture and fixture	444	-	-	444	86	-	251
Office equipment	214	-	-	214	2	-	204
Computer equipment	3,690	655	-	4,345	318	-	3,635
Grand Total	73,404	1,836	-	75,240	3,196	-	65,648

Year ended March 31, 2025

Description of assets	Gross block			Accumulated depreciation			Net carrying value as at March 31, 2025
	As at April 1, 2024	Additions during the year	Sale and adjustments	As at March 31, 2025	Charge for the year	Sale and adjustments	
Buildings (refer note (i) below)	18,881	-	-	18,881	1,118	-	18,083
Leasehold improvement	48,582	-	-	48,582	4,514	(202)	39,439
Plant and machinery	1,486	107	-	1,593	64	(2)	1,246
Furniture and fixture	444	-	-	444	145	(1)	165
Office equipment	214	-	-	214	5	-	202
Computer equipment	3,413	277	-	3,690	391	(2)	3,317
Grand Total	73,020	384	-	73,404	6,237	(207)	62,452

(i) Details for right-of-use assets is as below:

Particulars	Building	Total
Balance as on March 31, 2024	1,916	1,916
Depreciation during the year	(1,118)	(1,118)
Balance as on March 31, 2025	798	798
Additions during the year	1,158	1,158
Depreciation during the year	(697)	(697)
Balance as on March 31, 2026	1,259	1,259

(Refer note 15 for disclosure of related lease liabilities)



Tech SIS Limited

All amounts in INR 000s, unless stated otherwise

- (ii) **Property, Plant and Equipment pledge as security**
Refer Note 14 for information on Property, Plant and Equipment pledge as security by the Company.
- (iii) **Contractual obligation**
Refer note 30 for disclosure on contractual commitments for the acquisition of Property, Plant and Equipment.
- (iv) During the year ended March 31, 2025, the Company has changed the method of depreciation from Written down value (WDV) to Straight line method (SLM) with respect to ROU and Intangible Assets from April 1, 2025. The impact of such change is set out below:

Particulars	(Decrease)/Increase in depreciation expense due to change in depreciation method		
	2024-25	2025-26	2026-27
Right-of-use assets (Refer note 4)	(444)	209	236
Other intangible assets (Refer note 5)	(222)	(169)	(304)
Total	(666)	40	(68)

5. Intangible assets

Year ended March 31, 2026

Description of assets	Gross block			Accumulated amortisation			Net carrying value as at March 31, 2026
	As at April 1, 2025	Additions during the year	Sale and adjustments	As at April 1, 2025	Charge for the year	Sale and adjustments	
Computer software *	2,991	150	(150)	1,781	312	-	2,093
Grand total	2,991	150	(150)	1,781	312	-	2,093

Year ended March 31, 2025

Description of assets	Gross block			Accumulated amortisation			Net carrying value as at March 31, 2025
	As at April 1, 2024	Additions during the year	Sale and adjustments	As at April 1, 2024	Charge for the year	Sale and adjustments	
Computer software *	1,991	1,000	-	1,542	293	(54)	1,781
Grand total	1,991	1,000	-	1,542	293	(54)	1,781

* Computer software consists of purchased software licenses and development costs of existing Enterprise Resource Planning (ERP) software.



Tech SIS Limited

All amounts in INR 000s, unless stated otherwise

6. Other financial assets

Particulars	March 31, 2026	March 31, 2025
Other non-current financial assets		
Security deposits (unsecured, considered good)	8,308	9,862
Fixed deposit maturing after 12 months	58	58
Total Other non-current financial assets	8,366	9,920
Other current financial assets		
Unbilled revenue **	14,881	3,317
Security deposits (unsecured, considered good)	1,835	2,624
Interest accrued on deposits / investments	112	3
Other Receivables	1,376	1,376
Total other current financial assets	18,204	7,320
Total financial assets	26,570	17,240

* Pledged as security/Margin Money against guarantees issued by banks on behalf of the Company.

** All unbilled dues are undisputed and falling under the ageing bucket of not due. Further, unbilled revenues are classified as financial assets as right to consideration is unconditional and is due only after passage of time.

No advances are due from directors or other officers of the Company either severally or jointly with any other person and from firms or private companies respectively in which any director is a partner, a director or a member except as disclosed in note 33.

Refer note 34 for the Company's policy regarding impairment allowance on other financial assets and Company's credit risk management processes.

7. Income tax

The major components of income tax expense for the years ended March 31, 2026 and March 31, 2025 are:

Statement of profit and loss:

Profit or loss section:

Particulars	March 31, 2026	March 31, 2025
Current income tax:		
Current income tax charge	-	-
Adjustments in respect of current income tax expense / (reversal) of previous years	-	-
Deferred tax:		
Decrease / (increase) in deferred tax assets (net)	-	-
Income tax expense / (credit) reported in the statement of profit and loss	-	-

OCI section:

Tax related to items recognised in OCI during the year:

Particulars	March 31, 2026	March 31, 2025
Tax expense / (credit) on re-measurements of defined benefit plans	-	-
Income tax charged to OCI	-	-

Reconciliation of tax expense and the accounting profit multiplied by the tax rate for March 31, 2026 and March 31, 2025:

Particulars	March 31, 2026	March 31, 2025
Accounting profit before income tax	(15,858)	(21,527)
Statutory income tax rate	25.17%	25.17%
Income tax expense at statutory rate	(3,991)	(5,418)
Other non-deductible expenses	-	-
Deferred tax assets not recognized on losses*	3,991	5,418
Tax expense reported in the statement of profit and loss	-	-

*The Company has not recognised deferred tax assets on carried forward losses, in absence of virtual certainty supported by convincing evidence that sufficient future taxable income will be available against which such losses can be utilized.

The effective tax rate applicable to the Company for the financial year 2026-27 would be 25.17% (including surcharge and cess) based on the law as it exists on the date of these financial statements.



Tech SIS Limited

All amounts in INR 000s, unless stated otherwise

The balance in deferred tax assets/ (liabilities) comprises temporary differences attributable to:

Particulars	March 31, 2026	March 31, 2025
Property, plant and equipment / intangible assets	12,299	12,299
Defined benefit obligations	1,017	1,017
Accruals and others	5,472	5,472
Allowance for expected credit loss – trade receivables	6,654	6,654
Unused tax losses	36,816	36,816
Total deferred tax assets / (liabilities)	62,258	62,258

Reconciliation of deferred tax assets (liabilities), net:

Particulars	Property, plant and equipment / intangible assets	Defined benefit obligations	Accruals and others	Allowance for expected credit loss – trade receivables	Unused tax losses	Total
As at April 1, 2024	12,474	841	5,473	6,654	36,816	62,258
Tax income / (expense) during the period recognised in profit or loss	(175)	176	(1)	-	-	-
Tax income / (expense) during the period recognised in OCI	-	-	-	-	-	-
As at March 31, 2025	12,299	1,017	5,472	6,654	36,816	62,258
Tax income / (expense) during the period recognised in profit or loss	-	-	-	-	-	-
Tax income / (expense) during the period recognised in OCI	-	-	-	-	-	-
As at March 31, 2026	12,299	1,017	5,472	6,654	36,816	62,258

Income tax assets:

Particulars	March 31, 2026	March 31, 2025
Opening balance	1,683	2,100
Taxes paid	855	2,350
Refund received	(1,269)	(2,767)
Current tax payable for the year	-	-
Income tax assets	1,269	1,683

The Company offsets tax assets and liabilities if and only if it has a legally enforceable right to set off current tax assets and current tax liabilities and the deferred tax assets and deferred tax liabilities relate to income taxes levied by the same tax authority.

8. Other Assets

Particulars	March 31, 2026	March 31, 2025
Other non-current assets		
Prepaid expenses	19	19
Total other non-current assets	19	19
Other current assets		
Prepaid expenses	3,681	1,163
Other advances	26,444	20,792
Total other current assets	30,125	21,955
Total other Assets	30,144	21,974

9. Inventories

Particulars	March 31, 2026	March 31, 2025
Stock-in-trade	54,555	25,415
Total inventories at the lower of cost and net realisable value	54,555	25,415

10. Trade receivables

Particulars	March 31, 2026	March 31, 2025
Trade receivables	98,883	75,760
Less: Allowance for expected credit loss	33,070	26,440
Total trade receivables	65,813	49,320



Tech SIS Limited

All amounts in INR 000s, unless stated otherwise

Break-up of security details:

Particulars	March 31, 2026	March 31, 2025
Secured, considered good	-	-
Unsecured, considered good	65,813	49,320
Total	65,813	49,320

The amount of loss allowance ("lifetime" expected credit loss) has been recognised under the simplified approach for trade receivable and hence break-up of trade receivable into 'significant increase in credit risk' and 'credit impaired' has not been disclosed separately.

The ageing schedule for outstanding trade receivables from the due date is given below:

As at March 31, 2026

Particulars	Outstanding for following periods from due date						Total
	Not due	Less than 6 months	6 months - 1 year	1-2 years	2-3 years	More than 3 years	
(i) Undisputed trade receivables	48,148	771	493	13,952	6,278	29,241	98,883
(ii) Undisputed trade receivables – considered doubtful	-	-	-	-	-	-	-

As at March 31, 2025

Particulars	Outstanding for following periods from due date						Total
	Not due	Less than 6 months	6 months - 1 year	1-2 years	2-3 years	More than 3 years	
(i) Undisputed trade receivables	11,812	10,984	17,366	6,338	5,434	23,826	75,760
(ii) Undisputed trade receivables – considered doubtful	-	-	-	-	-	-	-

The movement in allowances for expected credit loss is as follows:

Particulars	March 31, 2026	March 31, 2025
Opening balance	26,440	26,440
Additions	-	-
Closing balance	33,070	26,440

No trade receivables are due from directors or other officers of the Company either severally or jointly with any other person and from firms or private companies respectively in which any director is a partner, a director or a member, except as disclosed in note 33.

Refer note 34 for the Company's policy regarding impairment allowance on trade receivables and Company's credit risk management processes.

For outstanding balances, terms and conditions relating to related party receivables, refer Note 33.

Trade receivables are non-interest bearing and are generally on terms of 30 to 90 days.

11. Cash and bank balances

Cash and cash equivalents

Particulars	March 31, 2026	March 31, 2025
Balances with banks:		
– In current and other accounts	72	-
Total	72	-

Bank balances lying in various current accounts bear no interest.

There are no repatriation restrictions with regard to cash and cash equivalents as at the end of reporting period and prior periods.

Other bank balances

Particulars	March 31, 2026	March 31, 2025
Deposits with original maturity of more than three months and having remaining maturity of less than twelve months from reporting date	10,004	-
Total	10,004	-



Tech SIS Limited

All amounts in INR 000s, unless stated otherwise

12. Equity share capital

Authorized share capital

Particulars	No. of shares (in absolute nos.)	(INR thousands)
As at April 1, 2024 (Equity shares of INR 10 each)	17,800,000	178,000
Increase / (decrease) during the year	-	-
As at March 31, 2025 (Equity shares of INR 10 each)	17,800,000	178,000
Increase / (decrease) during the year	-	-
As at March 31, 2026 (Equity shares of INR 10 each)	17,800,000	178,000

Issued, subscribed and paid up equity capital

Particulars	No. of shares (in absolute nos.)	(INR thousands)
As at April 1, 2024 (Equity shares of INR 10 each)	17,800,000	178,000
Increase / (decrease) during the year	-	-
As at March 31, 2025 (Equity shares of INR 10 each)	17,800,000	178,000
Increase / (decrease) during the year	-	-
As at March 31, 2026 (Equity shares of INR 10 each)	17,800,000	178,000

Dividends

The Company declares and pays dividends in Indian rupees. According to the Companies Act, 2013 any dividend should be declared out of accumulated distributable profits. A Company may, before the declaration of any dividend, transfer a percentage of its profits for that financial year as it may consider appropriate to the reserves.

The company has not declared or paid any dividend during the year ended March 31, 2026 and March 31, 2025.

Terms/ rights attached to equity shares

The Company has only one class of equity having par value of INR 10 per share. Each holder of equity share is entitled to vote one per share and to participate in dividends in proportion to the number of amounts paid on the share held. The company declares and pays dividends in Indian Rupees.

In the event of the liquidation of the company the holder of the equity share will be entitled to receive remaining assets of the company, after distribution of all preferential amounts. The Distribution will be in the proportion to the number of equity share hold by the shareholders.

Shares held by holding / ultimate holding Company / and/or their subsidiaries/associates

Out of the equity shares issued by the Company, shares held by its holding company, ultimate holding company and their subsidiaries associates are as below:

Holding company	March 31, 2026	March 31, 2025
	No. of shares (in absolute nos.)	No. of shares (in absolute nos.)
SIS Limited (formerly known as 'Security and Intelligence Services (India) Limited')*	17,800,000	17,800,000

* Includes 6 nominee shares 1 each held by Ravindra Kishore Sinha, Rita Kishore Sinha, Rituraj Kishore Sinha, Chandra Bhushan Prasad, Pallavi Khanna and Vinay Kumar Srivastava.

Details of shareholders holding more than 5% shares in the Company

Name of the shareholder	As at March 31, 2026		As at March 31, 2025	
	No. of shares (in absolute nos.)	% holding in the class	No. of shares (in absolute nos.)	% holding in the class
SIS Limited (formerly known as 'Securities and Intelligence Services (India) Limited')	17,800,000	100%	17,800,000	100%

Details of promoter shareholding in the Company

Year ended March 31, 2026

S. No.	Name of the Promoter/Promoter Group	Equity shares as on March 31, 2026 No. of shares (in absolute nos.)	% holding in the class	Equity shares as on March 31, 2025 No. of shares (in absolute nos.)	% holding in the class	% Change during the year
1	SIS Limited (formerly known as 'Securities and Intelligence Services (India) Limited')	17,800,000	100%	17,800,000	100%	0.00%

Year ended March 31, 2025

S. No.	Name of the Promoter/Promoter Group	Equity shares as on March 31, 2025 No. of shares (in absolute nos.)	% holding in the class	Equity shares as on March 31, 2024 No. of shares (in absolute nos.)	% holding in the class	% Change during the year
1	SIS Limited (formerly known as 'Securities and Intelligence Services (India) Limited')	17,800,000	100%	17,800,000	100%	0.00%



Tech SIS Limited

All amounts in INR 000s, unless stated otherwise

13. Other equity

Particulars	March 31, 2026	March 31, 2025
Reserves and surplus		
Retained earnings	(190,376)	(174,536)
Total reserves and surplus (A)	(190,376)	(174,536)
Other reserves		
Equity contribution by parent	7,879	7,379
Total other reserves (B)	7,879	7,379
Total other equity (A+B)	(182,497)	(167,157)

Retained earnings

Particulars	March 31, 2026	March 31, 2025
Balance at the beginning of year	(174,536)	(153,588)
Net Profit / (loss) for the year	(15,858)	(21,527)
Items of other comprehensive income recognised directly in retained earnings		
- Remeasurements of post-employment benefit plans directly in retained earnings (net of taxes)	18	579
Balance at the end of year	(190,376)	(174,536)

Equity contribution by parent

Particulars	March 31, 2026	March 31, 2025
Balance at the beginning of year	7,379	6,789
Fair value adjustment of corporate guarantee provided by parent	500	590
Balance at the end of year	7,879	7,379

Nature and purpose of Reserves

Retained earnings

Retained earnings represents the amount of accumulated earnings of the Company and re-measurement differences on defined benefit plans.

14. Borrowings

Particulars	Note	March 31, 2026	March 31, 2025
Non-current borrowings			
Secured		-	-
Unsecured			
Bonds/ Debentures			
Non - Convertible debentures	a	50,000	-
Term loans			
From other parties			
Related parties	b	31,558	31,558
Total unsecured borrowings		81,558	31,558
Less: Current maturity of long term loans		-	-
Total Non-current borrowings		81,558	31,558
Current borrowings			
Secured			
Loans repayable on demand			
From banks			
- Yes Bank Limited	c	28,937	22,759
Total secured borrowings		28,937	22,759
Unsecured			
Add: Current maturities of long term debt		-	-
Total Current borrowings		28,937	22,759
Aggregate secured borrowings		28,937	22,759
Aggregate unsecured borrowings		81,558	31,558

Notes:

- SIS Limited has subscribed to 5,00,000 unsecured Non-Convertible Debentures (NCDs) of INR 100 each on December 05, 2025. The NCDs carry an interest rate of 9.00% p.a. and due on December 29, 2030.
- Long term loan taken from related party carry interest rate 11.00 % per annum [refer to note 33].



Tech SIS Limited

All amounts in INR 000s, unless stated otherwise

- (c) Cash Credit facility from Yes Bank Limited is secured by exclusive Charge on current assets & movable fixed assets and have also guaranteed by SIS Limited, the holding company.

The quarterly/monthly returns or statements of current assets filed by the Company with banks are in agreement with the books of accounts.

15. Lease liabilities

Particulars	March 31, 2026	March 31, 2025
Non-current lease liabilities	-	3,007
Current lease liabilities	3,007	6,047
Total lease liabilities	3,007	9,054

Movement of lease liabilities during the year:

Particulars	March 31, 2026	March 31, 2025
Opening balance	9,054	14,269
Additions	1,158	-
Finance cost accrued during the year	534	1,051
Payment of lease liabilities (including interest)	(7,739)	(6,266)
Closing balance	3,007	9,054

Particulars	March 31, 2026	March 31, 2025
<i>Other disclosure related to lease</i>		
Rent expense related to short-term leases and low value assets	709	764

Refer note 4(i) for related Right of Use Assets.

The Company does not expect potential exposure to variable lease payments, extension/termination options, guaranteed residual value and lease commitments.

16. Trade payables

Particulars	March 31, 2026	March 31, 2025
Non-current	-	-
Current		
Trade payables		
- total outstanding dues of micro enterprises and small enterprises (MSME)	25,590	14,263
- total outstanding dues of creditors other than micro enterprises and small enterprises	34,769	37,394
Total current trade payables	60,359	51,657
Total	60,359	51,657

The terms and conditions of the above financial liabilities are as follows:

- Trade payables are non-interest bearing and are normally settled on credit terms ranging from 30-60 days which vary by vendor and type of service.
- For outstanding balances, terms and conditions with related parties, refer to note 33.

The ageing schedules for outstanding trade payables from the due date is given below:

As at March 31, 2026

Particulars	Outstanding for following periods from due date					Total
	Not due	<1 year	1-2 years	2-3 years	More than 3 years	
(i)MSME	8,951	16,639	-	-	-	25,590
(ii)Others	5,768	15,347	11,402	1,353	899	34,769

As at March 31, 2025

Particulars	Outstanding for following periods from due date					Total
	Not due	<1 year	1-2 years	2-3 years	More than 3 years	
(i)MSME	2,560	11,703	-	-	-	14,263
(ii)Others	3,739	30,419	2,313	749	174	37,394

There are no disputed dues during the year ended March 31, 2026 and March 31, 2025.

Based on the information available with the Company, the amount payable to creditors who have been identified as "suppliers" within the meaning of "Micro, Small and Medium Enterprises Development (MSMED) Act, 2006" is as below:



Tech SIS Limited

All amounts in INR 000s, unless stated otherwise

Particulars	March 31, 2026	March 31, 2025
Principal amount and the interest [INR Nil (March 31, 2024 – Nil)] due thereon	25,590	14,263
Amount of interest paid by the buyer in terms of section 16 of the MSMED Act, 2006, along with the amounts of the payment made to the supplier beyond the appointed day during each accounting year	-	-
Amount of interest due and payable for the period of delay in making payment (which have been paid but beyond the appointed day during the year) but without adding the interest specified under MSMED Act, 2006	-	-
Amount of interest accrued and remaining unpaid at the end of each accounting year	-	-
Amount of further interest remaining due and payable even in the succeeding years, until such date when the interest dues as above are actually paid to the small enterprise for the purpose of disallowance as a deductible expenditure under section 23 of the MSMED Act, 2006	-	-

17. Other financial liabilities

Particulars	March 31, 2026	March 31, 2025
Non-current	-	-
Current		
Capital creditors	52	373
Employee benefits payable	3,046	3,437
Other payables and accruals *	75,981	28,077
Total other current financial liabilities	79,079	31,887
Total other financial liabilities	79,079	31,887

*Includes unbilled dues having ageing of less than one year.

18. Financial instruments by category

Particulars	March 31, 2026			March 31, 2025		
	FVTPL	FVTOCI	Amortised cost	FVTPL	FVTOCI	Amortised cost
Financial assets:						
Trade receivables	-	-	65,813	-	-	49,320
Cash and cash equivalents	-	-	72	-	-	-
Other bank balances	-	-	10,004	-	-	-
Other financial assets	-	-	26,570	-	-	17,240
Total financial assets	-	-	102,459	-	-	66,560
Financial liabilities:						
Trade payables	-	-	60,359	-	-	51,657
Borrowings	-	-	110,495	-	-	54,317
Lease liabilities	-	-	3,007	-	-	9,054
Other financial liabilities	-	-	79,079	-	-	31,887
Total financial liabilities	-	-	252,940	-	-	146,915

Fair values of assets and liabilities carried at amortized costs are as follows:

Particulars	Fair value hierarchy	March 31, 2026		March 31, 2025	
		Carrying value	Fair value	Carrying value	Fair value
Financial assets:					
Trade receivables		65,813	65,813	49,320	49,320
Cash and cash equivalents		72	72	-	-
Other bank balances		10,004	10,004	-	-
Other financial assets		26,570	26,570	17,240	17,240
Total financial assets		102,459	102,459	66,560	66,560
Financial liabilities:					
Trade payables		60,359	60,359	51,657	51,657
Borrowings - floating rate		28,937	28,937	22,759	22,759
Borrowings - fixed rate	Level 2	81,558	74,189	31,558	31,418
Lease liabilities		3,007	3,007	9,054	9,054
Other financial liabilities		79,079	79,079	31,887	31,887
Total financial liabilities		252,940	245,571	146,915	146,775

The Company has assessed that the fair value of cash and short-term deposits, trade receivables, capital creditors, trade payables, bank overdrafts and other current liabilities approximate their carrying amounts largely due to the short-term maturities of these instruments.



Tech SIS Limited

All amounts in INR 000s, unless stated otherwise

The fair value of fixed rate borrowings are calculated based on fixed cash flows discounted using weighted average cost of debt as on balance sheet date and accordingly classified under level 2 fair values in the fair value hierarchy due to the use of significant observable inputs

The Company does not have any financial assets/liabilities in Level 3 items for the years ended March 31, 2026 and March 31, 2025.

Valuation processes

The finance department of the Company includes the team that performs the valuations of financial assets and liabilities required for financial reporting purposes, including level 3 fair values. This team reports directly to the chief financial officer of Parent (CFO). Discussions of valuation processes and results are held between the CFO and the valuation team at least once every 3 months, in line with the Company's quarterly reporting period. External valuer's assistance is also taken for valuation purposes.

The main level 3 inputs used by the Company are derived and evaluated as follows:

- Discounts rate are determined using capital asset pricing model to calculate a pre-tax rate that reflects current market assessments of the time value of money and the risk specific to the asset.
- Risk adjustments specific to the counter parties (including assumptions about credit default rates) are derived from credit risk grading determined by the Company's internal credit management group.
- Volatility used for option pricing model is based on historical volatility of comparable companies.
- Contingent consideration – estimated based on expected cash outflows arising from the forecasted sales and the entities; knowledge of the business and how the current economic environment is likely to impact it.

19. Provisions

Particulars	March 31, 2026		March 31, 2025	
	Non-current	Current	Non-current	Current
Provision for employee benefits (refer note 25)				
Gratuity	2,039	270	951	128
Leave liabilities	-	1,811	-	1,059
Other provisions:				
Warranty	-	7,381	-	7,381
Total	2,039	9,462	951	8,568

The Company provides warranty to customer in respect of goods sold. However, considering the terms of the contract and back to back warranty available from the vendors, the Management has estimated that liability towards warranty obligation is immaterial.

20. Other liabilities

Particulars	March 31, 2026	March 31, 2025
Other non-current liabilities	-	-
Other current liabilities		
Statutory dues payable	253	3,166
Unearned income (refer note 21)	-	251
Advances received from customers	978	19,358
Total other current liabilities	1,231	22,775
Total other liabilities	1,231	22,775

21. Revenue from operations

Particulars	March 31, 2026	March 31, 2025
Sale of products (traded goods)		
Revenue from sale of electronic security devices	125,574	75,556
Total (A)	125,574	75,556
Rendering of services		
Maintenance services	24,835	51,331
Total rendering of services	24,835	51,331
Total (B)	24,835	51,331
Revenue from operations (A+B)	150,409	126,887

Disaggregate revenue information

The following table presents the disaggregated revenue from contracts with customers.

Particulars	March 31, 2026	March 31, 2025
Revenue by time of recognition		
At a point in time (sale of equipments)	125,574	75,556
Over the period of time	24,835	51,331
Total	150,409	126,887



Tech SIS Limited

All amounts in INR 000s, unless stated otherwise

Contract balances:

The following table provides information about unbilled revenue and deferred revenue from contract with customers

Particulars	March 31, 2026		March 31, 2025	
	Unbilled revenue	Unearned income	Unbilled revenue	Unearned income
Opening balance	3,317	251	3,557	1,892
Revenue recognised that was included in deferred revenue at the beginning of the year	-	-	-	(1,641)
Increase due to cash received, excluding amounts recognised as revenue during the year	-	-	-	-
Transfers from unbilled revenue recognised at the beginning of the year to receivables	(3,317)	-	(3,557)	-
Increase due to revenue recognised during the year, excluding amounts billed during the year	14,881	-	3,317	-
Closing balance	14,881	-	3,317	251

22. Other income

Particulars	March 31, 2026	March 31, 2025
Interest income*	531	298
Total	531	298

*Includes interest income on income tax refund.

23. Other gain / (loss)

Particulars	March 31, 2026	March 31, 2025
Foreign exchange gain/(loss)	(85)	(56)
Total	(85)	(56)

* Including gain/(loss) on derecognition of Right of Use Asset.

24. Changes in inventory

Particulars	March 31, 2026	March 31, 2025
Inventory at the beginning of the year	25,415	16,357
Inventory at the end of the year	54,555	25,415
Changes in inventory - (increase)/decrease	(29,140)	(9,058)

25. Employee benefits

(a) Employee costs include:

Particulars	March 31, 2026	March 31, 2025
Salaries, wages and bonus (refer note (f) below)	18,633	19,639
Contribution to provident and other funds	699	659
Employee share-based payment expense *	(26)	(73)
Gratuity expense	1,363	473
Leave compensation	799	(554)
Staff welfare expenses	786	742
Total	22,254	20,886

* Certain employees of the Company have been granted share options issued by the parent, viz., SIS Limited. The cost of such share options is charged to the Company by the parent and is reimbursed by the Company.



Tech SIS Limited

All amounts in INR 000s, unless stated otherwise

(b) Unfunded scheme – Leave obligations

Leave obligations cover the Company's liability for sick and earned leave.

The provision for leave obligations is presented as current, since the Company does not have an unconditional right to defer settlement of any of these obligations.

Unfunded schemes:

Particulars	March 31, 2026	March 31, 2025
Present value of unfunded obligations	1,811	1,059
Expenses to be recognized in the statement of profit and loss	799	(554)
Discount rate (per annum)	6.15%	6.55%
Mortality	Indian Assured Lives Mortality (2012-14) Ult.	Indian Assured Lives Mortality (2012-14) Ult.
Salary escalation rate (per annum)	8.00%	8.00%

The liability for earned and sick leave is recognised and measured at the present value of the estimated future cash flows to be made in respect of non-billing employees at the reporting date. In determining the present value of the liability, attrition rates and pay increases through promotion and inflation have been taken into account.

(c) Defined contribution plans

The Company has certain defined contribution plans.

Contributions are made to provident fund for employees at the rate of 12% of the salary (subject to a limit of INR 15,000 salary per month) as per regulations. The contributions are made to a statutory provident fund administered by the Government. The obligation of the Company is limited to the amount contributed and it has no further contractual or constructive obligations in this regard.

Further, contributions are made in respect of Employees' State Insurance Scheme, for specified employees, at the rate of 3.25% of the gross pay as per regulations. The contributions are towards medical benefits provided by the Government to the employees. The contributions are made to employees' state insurance authorities administered by the Government. The obligation of the Company is limited to the amount contributed and it has no further contractual or constructive obligations in this regard.

Contributions to provident fund and employees' state insurance scheme are recognized as an expense as they become payable which coincides with the period during which relevant employee services are received. Prepaid contributions are recognized as an asset to the extent that a cash refund or a reduction in the future payments is available.

Particulars	March 31, 2026	March 31, 2025
Expense recognised during the period towards defined contribution plans	699	659

(d) Defined benefits plans

In accordance with the Payment of Gratuity Act, 1972, the Company provides for a lump sum payment to eligible employees, at retirement or termination of employment based on the last drawn salary and years of employment with the Company subject to completion of five years of service and other conditions. Gratuity Plan is unfunded plan.

The following tables summarises the components of net benefit expense recognised in the statement of profit or loss and the funded status and amounts recognised in the balance sheet for the respective plans:

Expenditure to be recognized during the year:

Particulars	March 31, 2026	March 31, 2025
Current service cost	330	371
Past service cost	948	-
Interest cost	85	102
Total amount recognised in profit or loss	1,363	473
Remeasurements		
Loss / (gain) from changes in financial assumptions	68	45
Experience loss / (gain)	(86)	(624)
Total loss / (gain) recognised in other comprehensive income	(18)	(579)

Change in present value of defined benefit obligation is summarized below:

Reconciliation of opening and closing balances of defined benefit obligation	March 31, 2026	March 31, 2025
Defined benefit obligation at the beginning of year	1,079	1,530
Current service cost	330	371
Past service cost	948	-
Interest cost	85	102
Remeasurements	(18)	(579)
Benefits paid	(115)	(132)
Liabilities assumed / (settled)*	-	(213)
Defined benefit obligation at the end of year	2,309	1,079

The present value of defined benefit obligation relates to active employees only.



Tech SIS Limited

All amounts in INR 000s, unless stated otherwise

The principal assumptions used in determining gratuity and post-employment benefit obligations for the Company's plans are shown below:

Principal Assumptions:

Principal actuarial assumptions	March 31, 2026	March 31, 2025
Discount rate	6.15%	6.55%
Mortality	Indian Assured Lives Mortality (2012-14) Ult.	Indian Assured Lives Mortality (2012-14) Ult.
Future salary increase	8.00%	8.00%
Attrition rate		
Non-Billing employees		
- Age from 21-30 years	27.00%	27.00%
- 31 - 40	16.00%	16.00%
- 41 - 50	12.00%	12.00%
- 51 & above	16.00%	16.00%

A quantitative sensitivity analysis for significant assumption is as shown below:

Assumptions	March 31, 2026	March 31, 2025
Discount rate		
0.5% increase	-3.58%	-3.52%
0.5% decrease	3.83%	3.76%
Future salary increases		
0.5% increase	3.53%	3.69%
0.5% decrease	-3.40%	-3.49%

The above sensitivity analysis is based on a change in assumption while holding all other assumptions constant. In practice, this is unlikely to occur, and changes in some of the assumptions may be correlated. When calculating the sensitivity of the defined benefit obligation to significant actuarial assumptions, the same method (present value of the defined benefit obligation calculated with the projected credit unit method at the end of the reporting period) has been applied as when calculating the defined benefit liability recognised in the balance sheet.

The methods and types of assumptions used in preparing the sensitivity analysis did not change compared to the previous year.

Risk Exposure

Through its defined benefit plans, the Company is exposed to a number of risks, the most significant of which are market volatility, changes in inflation, changes in interest rates, rising longevity, changing economic environment and regulatory changes.

Defined benefit liability and employer contributions

The weighted average duration of the post-employment benefit plan obligations and the expected maturity analysis of undiscounted gratuity benefits is as follows:

Particulars	March 31, 2026	March 31, 2025
The weighted average duration of the post-employment benefit plan obligation (in years)	7.41	7.27

Maturity profile:	March 31, 2026	March 31, 2025
Less than a year	270	128
Between 1-2 years	278	126
Between 2-5 years	752	364
Over 5 Years	2,682	1,322
Total	3,982	1,940

(e) On November 21, 2025, the Government of India notified provisions of the Code on Wages, 2019, the Industrial Relations Code, 2020, the Code on Social Security, 2020, and the Occupational Safety, Health and Working Conditions Code, 2020 which consolidate 29 existing labour laws into a unified framework governing employee benefit during employment and post-employment. The Ministry of Labour & Employment published draft Central Rules and FAQs to enable assessment of the financial impact due to the new Labour Codes. The Company has assessed and disclosed the incremental impact of these changes on the basis of best information available, consistent with the guidance provided by the Institute of Chartered Accountants of India. The Company continues to monitor the finalization of Central/State Rules and clarifications from the Government on various other aspects of the New Labour Codes and would give appropriate accounting effect of such developments in the period in which they are notified.

(f) During the year, the Government of India approved the Employment Linked Incentive (ELI) scheme to promote employment generation, enhance employability, and strengthen social security across sectors. The scheme, namely the Pradhan Mantri Viksit Bharat Rozgar Yojana (PMVBRY), comprises two components: (i) Part A – First Timer, which provides a one-time incentive of up to ₹15,000 to support first-time employees during their initial employment phase; and (ii) Part B – Support to Employers, which provides incentives to employers for a period of two years for creation of sustained additional employment.

Based on the eligibility criteria prescribed under the scheme, the Company has availed the benefits thereunder. The incentive has been recognised in the Statement of Profit and Loss on an accrual/receipt basis, when there is reasonable assurance that the Company has complied with the specified conditions and that the grant will be received, in accordance with Ind AS 20 – Accounting for Government Grants and Disclosure of Government Assistance.

During the year, the Company has recognised / received an amount of INR Nil under the scheme.



Tech SIS Limited

All amounts in INR 000s, unless stated otherwise

26. Finance costs

Particulars	March 31, 2026	March 31, 2025
Interest expense	7,016	6,588
Interest on lease liability	534	1,051
Total	7,550	7,639

27. Depreciation and amortization expense

Particulars	March 31, 2026	March 31, 2025
Depreciation on property, plant and equipment including ROU (Note 4)	3,194	6,237
Amortization of intangible assets (Note 5)	312	293
Total	3,506	6,530

28. Other expenses

Particulars	March 31, 2026	March 31, 2025
Training expenses	810	931
Other direct operating cost	57,133	37,324
Selling expenses	4	13
Administrative expenses:		
- Travelling and conveyance	1,931	5,623
- Postage and telephone	295	1
- Stationary and printing	125	273
- Rent *	709	764
- Rates & taxes	72	25
- Insurance	588	104
- Repairs and maintenance:		
- Others	113	371
- Payments to auditors (Refer details below)	207	242
- Legal and professional fees	2,967	3,770
- Allowance for expected credit loss	-	-
- Other administration and general expenses	8,884	11,899
Total	73,838	61,340

* Refer note 15.

Payment to auditors

Particulars	March 31, 2026	March 31, 2025
As auditor:		
Statutory audit fees	195	195
Tax audit fees	12	12
In other capacity:		
Others	-	35
Total payment to auditors	207	242

29. Earnings per share (EPS)

A reconciliation of profit for the year and equity shares used in the computation of basic and diluted earnings per equity share is set out below:

Particulars	March 31, 2026	March 31, 2025
Profit attributable to equity holders of the Company for basic earnings	(15,858)	(21,527)
Profit attributable to equity holders of the Company adjusted for the effect of dilution	(15,858)	(21,527)
Weighted average number of equity shares for basic EPS (Numbers)	17,800,000	17,800,000
Weighted average number of equity shares adjusted for the effect of dilution	17,800,000	17,800,000
Nominal value of equity shares (INR)	10	10
Earnings per share		
- Basic (INR)	(0.89)	(1.21)
- Diluted (INR)	(0.89)	(1.21)



Tech SIS Limited

All amounts in INR 000s, unless stated otherwise

30. Commitments and contingencies

(a) Capital commitments

The estimated amount of contracts remaining to be executed on capital account (net of capital advance) and not provided for Nil (March 31, 2025: Nil).

(b) Contingent liabilities

Particulars	March 31, 2026	March 31, 2025
Claims against the Company not acknowledged as debt:		
- Litigation matters with respect to direct taxes	-	-
- Litigation matters with respect indirect taxes	-	-
Other money for which the Company is contingently liable	-	-
Total	-	-

The Company records a liability when it is both probable that a loss has been incurred and the amount can be reasonably estimated. Significant judgment is required to determine both probability and the estimated amount. The Company reviews these provisions periodically and adjusts these provisions accordingly to reflect the impact of negotiations, settlements, rulings, advice of legal counsel, and updated information. The Company believes that the amount or estimable range of reasonably possible loss, will not, either individually or in the aggregate, have a material adverse effect on its business, financial position, results of the Company, or cash flows with respect to loss contingencies for legal and other contingencies as at March 31, 2026.

Disputed claims against the Company, including claims raised by the tax authorities and which are pending in appeal /court and for which no reliable estimate can be made of the amount of the obligation, are not provided for in the accounts. However, the present obligation, if any, as a result of past events with a possibility of outflow of resources, when reliably estimable, is recognized in the accounts as an expense as and when such obligation crystallises.

31. Events occurring after the Balance Sheet Date

There were no significant events that occurred after the balance sheet date.

32. Operating segment

Particulars	March 31, 2026	March 31, 2025
Revenue from operations	150,409	126,887
Earning before interest, tax, depreciation and amortisation (EBITDA)*	(5,248)	(7,600)

*Excluding other income and other gain/(loss)

Particulars	March 31, 2026	March 31, 2025
Customers exceeding 10% of total revenue		
No of customers exceeding 10% of total revenue	3	2
Total revenue of such customers	79,019	44,110

The Company is required to disclose segment information based on the 'management approach' as defined in Ind AS 108- Operating Segments, which in how the Chief Operating Decision Maker (CODM) evaluates the Company's performance and allocates resources based on the analysis of the various performance indicators. In the case of the Company, the CODM reviews the results of the Company as a whole as the Company is primarily engaged in the business of rendering security services in India. Accordingly, the Company is a single CGU, hence single segment Company. The information as required under Ind AS 108 is available directly from the financial statements, hence no separate disclosures have been made.



Tech SIS Limited

All amounts in INR 000s, unless stated otherwise

33. Related party transactions

The holding company:

The holding company is SIS Limited (formerly known as 'Security and Intelligence Services (India) Limited') which is based and listed in India.

Names of related parties other than holding company:

Fellow Subsidiaries	Key Management Personnel and their relatives	Enterprises owned or significantly influenced by the Company/holding company or group of individuals or their relatives who have control or significant influence over the the Company/holding company
SMC Integrated Facility Management Solutions Limited (formerly known as Service Master Clean Limited) SIS Pestix India Private Limited (Formerly Terminix SIS India Private Limited) Dusters Total Solutions Services Private Limited Southern Cross Protection Pty. Ltd. SLV Security Services Private Limited SIS Business Support Services and Solutions Private Limited	Mr. Ravindra Kishore Sinha - Director Mr. Rituraj Kishore Sinha - Director Mrs. Rita Kishore Sinha - Director Mr. Tapash Chaudhuri - Director Mr. Dhiraj Singh - Director Mr. Brajesh Kumar - Director Mr. Shankar Subramanian - Director Ms. Varsha Solanki-Company Secretary (Appointed w.e.f. July 24, 2025)	International Institute of Security & Safety Management SIS Cash Services Limited (formerly known as SIS Cash Services Private Limited)



Tech SIS Limited

All amounts in INR 000s, unless stated otherwise

The following table provides the total amount of transactions that have been entered into with related parties for the relevant financial year.

Particulars	Holding company		Fellow subsidiaries		Key management personnel and their relatives		Enterprises owned or significantly influenced by the Company/holding company or group of individuals or their relatives who have control or significant influence over the Company/holding company			
	March 31, 2026	March 31, 2025	March 31, 2026	March 31, 2025	March 31, 2026	March 31, 2025	March 31, 2026	March 31, 2025	March 31, 2026	March 31, 2025
Sale of property, plant and equipment	3,543	330	-	-	-	-	-	-	3,543	330
Purchase of goods / receiving of services / expenses reimbursed by the Company	6,891	1,924	6,553	5,171	-	-	-	3	13,444	7,097
Sale of goods / rendering of services / expenses reimbursed by related party	19,822	20,651	6,580	10,933	-	-	-	-	26,402	31,584
Issue of bonds, debentures and notes	50,000	-	-	-	-	-	-	-	50,000	-
Interest expense on bonds / debentures / loans	4,606	3,471	-	-	-	-	-	-	4,606	3,471
Total										

**Post-employment benefits/other long term employee benefits are actuarially determined for the Company as a whole and hence not separately provided. Compensation towards share based payments are being disclosed in the year of exercise of options.



Tech SIS Limited

All amounts in INR 000s, unless stated otherwise

Balances outstanding at end of the year

Particulars	Holding company		Fellow subsidiaries		Key management personnel and their relatives		Enterprises owned or significantly influenced by the Company/holding company or group of individuals or their relatives who have control or significant influence over the Company/holding company		Total	
	March 31, 2026	March 31, 2025	March 31, 2026	March 31, 2025	March 31, 2026	March 31, 2025	March 31, 2026	March 31, 2025	March 31, 2026	March 31, 2025
Trade payables / other payables	15,611	4,087	849	922	-	-	-	3	16,460	5,012
Trade receivables / other receivables	-	877	1,003	1,060	-	-	-	-	1,003	1,937
Loans from related party	31,558	31,558	-	-	-	-	-	-	31,558	31,558
Bonds, debentures and notes issued	50,000	-	-	-	-	-	-	-	50,000	-

Terms and conditions of transactions with related parties

Transactions relating to dividends paid, subscription for new equity shares were on the same terms and conditions that applied to other shareholders.

The sales to, and purchases from, related parties are made on normal commercial terms and conditions and at market rates. Outstanding balances at the year-end are unsecured and carry interest equivalent to market rate, where specified, in terms of the transactions, and settlement occurs in cash. For the year ended March 31, 2026, the Company has not recorded any impairment of receivables relating to amounts owed by related parties (March 31, 2025: Nil). This assessment is undertaken each financial year through examining the financial position of the related party and the market in which the related party operates.

There is no allowance account for impaired receivables in relation to any outstanding balances, and no expense has been recognised in respect of impaired receivables due from related parties.



Tech SIS Limited

All amounts in INR 000s, unless stated otherwise

Information regarding significant transactions / Balances

Transactions during the year

S No	Particulars	Relationship	March 31, 2026	March 31, 2025
a)	Purchase of goods / receiving of services / expenses reimbursed to related parties			
	SMC Integrated Facility Management Solutions Limited	Fellow Subsidiary	4,756.84	4,607.72
	SIS Limited	Holding Company	6,891.16	1,923.73
b)	Sale of goods / rendering of services / expenses reimbursed by related parties			
	SIS Limited	Holding Company	19,822.09	20,650.88
c)	Interest expense on bonds / debentures / loans received			
	SIS Limited	Holding Company	4,605.62	3,471.37
d)	Issue of bonds, debentures and notes			
	SIS Limited		50,000.00	-
e)	Sale of property, plant and equipment			
	SIS Limited	Holding Company	3,543.11	330.13



Tech SIS Limited

All amounts in INR 000s, unless stated otherwise

34. Financial risk management

General

The Company's principal financial liabilities, comprise loans and borrowings, trade and other payables, and financial guarantee contracts. The main purpose of these financial liabilities is to finance the Company's operations and to provide guarantees to support the financing of the operations of its subsidiaries, joint ventures and associates. The Company's principal financial assets include trade and other receivables, cash and cash equivalents that derive directly from its operations, loans, security and other deposits.

The Company's operations expose it to market risk, credit risk and liquidity risk. The Company's focus is to reduce volatility in financial statements while maintaining balance between providing predictability in the Company's business plan along with reasonable participation in market movement. It is the Company's policy that no trading in derivatives for speculative purposes may be undertaken.

Market risk

Market risk is the risk that the fair value of future cash flows of a financial instrument will fluctuate because of changes in market prices. Market risk mainly comprises currency risk and interest rate risk. Financial instruments affected by market risk include loans and borrowings, loans and deposits given, FVTOCI investments and derivative financial instruments.

Foreign currency risk

Foreign currency risk is the risk that the fair value or future cash flows of an exposure will fluctuate because of changes in foreign exchange rates which arises from assets and liabilities denominated in currencies other than the functional currency of the respective entities and foreign currency revenue and cash flows. The Company's exposure to the risk of changes in foreign currency exchange rates relates primarily to the Company's operating activities (when revenue or expense is denominated in a foreign currency) and the Company's net investments in foreign subsidiaries. The Company has limited foreign currency transactions and has limited exposure to foreign currency assets and liabilities resulting in the foreign currency risk being low.

The Company's exposure to foreign currency risk at the end of the reporting period expressed in INR are as follows:

Particulars	March 31, 2026	March 31, 2025
Foreign currency risk in INR	AUD	AUD
Financial assets	544	583
Net exposure to foreign currency risk	544	583

Sensitivity

The sensitivity of profit or loss to change in the exchange rates arises mainly from foreign exchange denominated financial instruments are as follows:

Particulars	Impact on profit after tax	
	March 31, 2026	March 31, 2025
Sensitivity		
INR/AUD-Increase by 5%	27	29
INR/AUD-Decrease by 5%	(27)	(29)

Interest rate risk

Interest rate risk primarily arises from floating rate borrowing, including various revolving and other lines of credit. Interest rate risk is the risk that the fair value or future cash flows of a financial instrument will fluctuate because of changes in market interest rates. The exposure of the Company's borrowing to interest rate changes at the end of the reporting period are as follows:

Particulars	March 31, 2026	March 31, 2025
Variable rate borrowings:		
- Loan repayable on demand	28,937	22,759
Fixed rate borrowings		
- Others	31,558	31,558
Total	110,495	54,317

The Company's fixed rate borrowings are carried at amortised cost. They are, therefore, not subject to interest rate risk as defined in Ind-AS 107, since neither the carrying amount nor the future cash flows will fluctuate because of a change in market interest rates.

Profit or loss is sensitive to higher/lower interest expense from variable rate borrowings as a result of changes in interest rates.

Particulars	March 31, 2026	March 31, 2025
Interest rates - increase by 25 basis points *	197	57
Interest rates - decrease by 25 basis points *	(197)	(57)

*Holding all other variables constant

Credit risk

Credit risk arises from the possibility that counterparties may not be able to settle their obligations as agreed resulting in a financial loss. The primary exposure to credit risk arises from Trade receivables and Unbilled revenue. These are unsecured and are managed by the Company through a system of periodically assessing the financial reliability of customers, taking into account the financial condition, current economic trends and analysis of historical bad debts and ageing of accounts receivable. There are four customers that have contributed more than 10% of trade receivables during the year ended March 31, 2026 and two customers have contributed more than 10% of trade receivables during the year ended March 31, 2025. There is no significant concentration of credit risk. The Company uses the ECL method to assess the loss allowance for Trade receivable and Unbilled revenue taking into account primarily the historical trends and analysis of bad debts.

The credit risk for financial assets other than bank balance and trade receivable are considered low.



Tech SIS Limited

All amounts in INR 000s, unless stated otherwise

Significant estimates and judgements

Impairment of financial assets

The impairment provision for financial assets are based on assumptions about risk of default and expected loss rates. The Company uses judgement in making these assumptions and selecting the inputs to the impairment calculation, based on the Company's past history and existing market conditions. The company estimates loss arising on trade receivables as a percentage of sales based on past trends and such loss is directly debited to revenue instead of creating a provision for impairment of receivables.

Financial instruments and cash deposits

Credit risk from balances with banks and financial institutions is managed by the Company's treasury department in accordance with the Company's policy. Surplus funds are invested in bank fixed deposits or used to temporarily reduce the balance of cash credit accounts to optimize interest costs.

Liquidity risk

Liquidity risk is the risk that the Company will encounter difficulty in meeting its obligations associated with financial liabilities. The Company consistently generates sufficient cash flows from operations and has access to multiple sources of funding to meet its financial obligations and maintain adequate liquidity for use.

The below table summarises the Company's long-term debt that will mature in less than one year based on the carrying value of borrowings reflected in the financial statements.

Particulars	March 31, 2026	March 31, 2025
Company's long-term debt	81,558	31,558
Company's long-term debt that will mature in less than one year from reporting period	-	-
	0.00%	0.00%

The company has assessed the concentration of risk with respect to refinancing its debt and concluded it to low. The company has access to a sufficient variety of sources of funding and significant portion of short-term debt maturing within 12 months can be rolled over with existing lenders. The company believes that it has sufficient working capital and cash accruals to meet its business requirements and other obligation

The table below summarizes the maturity profile of the company's financial liabilities based on contractual undiscounted payments.

For year ended March 31, 2026

Particulars	On demand	Less than 3 months	3 to 12 months	1 to 5 years	> 5 years	Total
Borrowings	28,937	-	21,015	77,767	-	127,719
Lease liabilities*	-	1,686	1,374	-	-	3,059
Other financial liabilities	-	79,079	-	-	-	79,079
Trade payables	-	60,359	-	-	-	60,359

For year ended March 31, 2025

Particulars	On demand	Less than 3 months	3 to 12 months	1 to 5 years	> 5 years	Total
Borrowings	22,759	-	-	31,558	-	54,317
Lease liabilities*	-	1,606	4,975	3,059	-	9,640
Other financial liabilities	-	31,887	-	-	-	31,887
Trade payables	-	51,657	-	-	-	51,657

Reconciliation of liabilities whose cash flow movements are disclosed as part of financing activities in the statement of cash flows:

Year ended March 31, 2026

Balance sheet caption	As at April 1, 2025	Cash flow	Finance cost	Others	As at March 31, 2026
Borrowings	31,558	50,000	-	-	81,558
Interest accrued	3,901	(2,371)	6,516	-	8,046

Year ended March 31, 2025

Balance sheet caption	As at April 1, 2024	Cash flow	Finance cost	Others	As at March 31, 2025
Borrowings	31,558	-	-	-	31,558
Interest accrued	1,181	(3,265)	5,985	-	3,901

*Refer Note 15 for reconciliation of lease liabilities

As a matter of policy, the Company does not carry out any hedging activities.

- There have been no default in servicing borrowings and / or breaches in loan covenants.
- The entity has the following financial assets which are subject to the impairment requirement of Ind AS 109. On assessment of the future cash flows arising from these assets, the company believe that there is no provision required to be made for impairment losses of these assets.

Particulars	March 31, 2026	March 31, 2025
Financial assets:		
Other financial assets	26,570	17,240
Total	26,570	17,240



Tech SIS Limited

All amounts in INR 000s, unless stated otherwise

35. Additional capital disclosures

For the purpose of the Company's capital management, capital includes issued equity capital, share premium, all other equity reserves attributable to the equity holders of the Company. The primary objective of the Company's capital management is to maximise shareholder value and support its strategies and operating requirements. The key objective of the Company's capital management is to ensure that it maintains a stable capital structure with a focus on total equity to uphold investor, creditor, and customer confidence and to ensure future development of its business. The Company determines the capital requirement based on annual operating plans and long-term and other strategic investment plans. The funding requirements for the Company's operations are generally met through operating cash flows generated and supplemented by long-term and working capital borrowings from banks.

The Company's objectives when managing capital are to:

- a) safeguard its ability to continue as a going concern, so that it can continue to provide returns for shareholders and benefits for other stakeholders, and
- b) Maintain an optimal capital structure to optimise the cost of capital.

The Company manages its capital structure and makes adjustments in light of changes in economic conditions and the requirements of the financial covenants to which it is subject. To maintain or adjust the capital structure, the Company may adjust the dividend payment to shareholders, return capital to shareholders or issue new shares. The Company monitors capital using a ratio, which is Net Debt divided by EBITDA. The Company defines Net Debt as borrowings less cash and cash equivalents including bank balances and deposits irrespective of their duration / maturity.

Particulars	March 31, 2026	March 31, 2025
Borrowings (Note 14)	110,495	54,317
Lease liabilities (Note 15)	3,007	9,054
Cash and cash equivalents (Note 11), other bank balances and deposits (including margin money)	(10,134)	(58)
Net Debt	103,368	63,313
EBITDA	(5,248)	(7,600)
Net debt to EBITDA ratio	(19.70)	(8.33)

In order to achieve this overall objective, the Company's capital management, amongst other things, aims to ensure that it simultaneously meets financial covenants attached to its borrowings. Breaches in meeting the financial covenants would permit the bank to immediately call loans and borrowings. There have been no breaches in the financial covenants of any borrowing in the current period.



Tech SIS Limited

All amounts in INR 000s, unless stated otherwise

36. Additional regulatory information

A. Financial ratios

Ratio	Numerator	Denominator	March 31, 2026	March 31, 2025	% variance
Current ratio	Current asset	Current liabilities	0.98	0.72	36.37%
Debt-equity ratio ¹	Total debt	Shareholders' equity	(24.57)	5.01	-590.39%
Debt Service Coverage ratio ²	Earning before interest and taxes	Debt service *	(1.34)	(2.36)	-43.03%
Return on equity ratio ¹	Net profits after taxes	Average shareholders' equity	-499.85%	-102.40%	388.14%
Trade receivables turnover ratio	Revenue from operations	Average trade receivables	2.61	2.43	7.52%
Inventory turnover ratio ²	Cost of goods sold	Average inventory	1.49	2.50	-40.41%
Trade payables turnover ratio	Cost of goods sold	Average trade payables	1.06	1.09	-2.43%
Net capital turnover ratio ²	Revenue from operations	Working capital	(7.00)	(3.94)	77.63%
Net profit ratio ²	Net profits after taxes	Revenue from operations	-10.54%	-16.96%	-37.83%
Return on capital employed ²	Earning before interest and taxes	Capital employed **	-10.12%	-16.27%	-37.80%
Return on investment	The Company does not have investment, hence return on investment ratio has not been disclosed		-	-	-

1. Primarily due to negative net worth and continued losses during the year significantly impacted debt-equity and return on equity ratios.

2. Primarily due to operational performance improved compared to previous year; however, losses and working capital changes continued to impact coverage, turnover and profitability ratios.

* Debt service = Interest expense + current maturities of long-term debt;

** Capital employed = Total equity + Net debt

B. The disclosures required under Division II of Schedule III have been given to the extent applicable to the Company.

37. Going Concern

The Company has incurred net cash losses during the financial year ended March 31, 2026 and in the immediately preceding financial year. The current liabilities of the Company exceed current assets in current financial year as at the balance sheet date.

The Company's business consists of integrated electronic security solutions to private and government sectors. This business is operated and contracts executed in close co-operation with, and support from, its holding company, SIS Limited. The company has strong order in pipeline to be executed over the next 12 months. It also continues to enjoy strong and continued financial and operational support of its holding company in the form of contract support, financing support, guarantees for financing support and, coupled with the strong order pipeline, is confident of meeting its obligations over the next twelve months and, therefore, the financial statements have been prepared on a going concern basis.

As per our report of even date

For Saxena & Saxena
Chartered Accountants
(Firm's Registration. No. 006103/N)



Dilip Kumar
(Partner)
Membership No. 082118



For and on behalf of the Board of Directors



Brajesh Kumar
Director
(DIN: 07833562)



Dhiraj Singh
Director
(DIN: 00066899)



Akalesh Singh
Chief Financial Officer



Varsha Solanki
Company Secretary

Place: New Delhi
Date: April 25, 2026